

HMYOI Feltham A 2021 Survey Results

CONTENTS

- [Tab 1](#) Summary Statistics from HMYOI Feltham A 2021
- [Tab 2](#) Responses from children who self-identified as being from racial minority groups compared with those of white children
- [Tab 3](#) Responses of children who reported that they had mental health problems compared with those who did not report mental health problems
- [Tab 4](#) Responses from children who had been in local authority care compared to those who had not

HMYOI Feltham A 2021

In this table summary statistics from HMYOI Feltham A 2021 are presented.

			HMYOI Feltham A
Number of completed questionnaires returned			59
<i>n=number of valid responses to question (HMYOI Feltham A 2021)</i>			
DEMOGRAPHICS AND OTHER BACKGROUND INFORMATION			
2	Are you under 15 years of age?	<i>n=58</i>	0%
	Are you aged 18 or over?	<i>n=58</i>	12%
4	Do you self-identify as being from a racial minority group (black, Asian, mixed, other)?	<i>n=59</i>	76%
5	Are you from a Traveller community?	<i>n=57</i>	12%
6	Have you ever been in local authority care?	<i>n=57</i>	40%
24	Do you have any mental health problems?	<i>n=53</i>	30%
	Do you consider yourself to have a disability?	<i>n=52</i>	2%
COVID-19 RESTRICTIONS			
7	Do you know what the restrictions are here?	<i>n=57</i>	88%
	Have the reasons for the restrictions been explained to you?	<i>n=50</i>	82%
	Do you agree the restrictions are necessary?	<i>n=50</i>	56%
	Do you feel you have been kept safe from the virus?	<i>n=53</i>	66%
ON THE WING/UNIT			
8	Do you have enough soap or sanitiser to keep your hands clean?	<i>n=57</i>	65%
	Do you have enough clean, suitable clothes for the week?	<i>n=57</i>	88%
	Can you shower every day?	<i>n=58</i>	90%
	Do you have clean sheets every week?	<i>n=57</i>	75%
	Are the communal/shared areas clean?	<i>n=56</i>	55%
	Is your emergency call bell or intercom normally answered within 5 minutes?	<i>n=55</i>	44%
	Is it easy for you to make a complaint?	<i>n=57</i>	44%
FOOD			
9	Is the food here good or reasonable?	<i>n=56</i>	66%
RELATIONSHIPS WITH STAFF			
10	Do you feel cared for by most staff here?	<i>n=55</i>	56%
	Do most staff here treat you with respect?	<i>n=56</i>	66%
	If you had a problem, are there any staff here you could turn to for help?	<i>n=55</i>	58%
	Do staff encourage you to attend education, training or work?	<i>n=55</i>	71%

Number of completed questionnaires returned

59

n=number of valid responses to question (HMYOI Feltham A 2021)

PURPOSEFUL ACTIVITY			
11	Are you doing any of the following activities at the moment:		
	Education?	<i>n=57</i>	91%
	Training for a job (vocational training)?	<i>n=57</i>	7%
	Paid work?	<i>n=57</i>	2%
	Interventions (e.g. offending behaviour programmes)?	<i>n=57</i>	37%
	Not doing any of these activities	<i>n=57</i>	4%
12	Have you been provided with an in-cell activity pack?		<i>n=55</i> 51%
	<i>For those who were provided with an in-cell activity pack:</i>		
	Are these packs helpful?	<i>n=28</i>	25%
TIME OUT OF CELL			
13	Do you usually spend 2 hours or more out of your cell each day?	<i>n=54</i>	65%
14	Can you spend time outside in the fresh air most days?	<i>n=57</i>	88%
CONTACT WITH THE OUTSIDE WORLD			
15	Has anyone here helped you to keep in touch with your family and friends?	<i>n=56</i>	50%
	Are you able to use the phone every day, if you have credit?	<i>n=56</i>	86%
16	Have you been able to see your family and friends more than once in the last month:		
	Visited you here?	<i>n=56</i>	4%
	Using video calls?	<i>n=55</i>	6%

Number of completed questionnaires returned

59

n=number of valid responses to question (HMYOI Feltham A 2021)

SAFETY AND SECURITY		
17	Have other children or young people here ever done any of the following to you?	
	Verbal abuse? <i>n=54</i>	26%
	Threats or intimidation? <i>n=54</i>	17%
	Physical assault? <i>n=54</i>	15%
	Sexual assault? <i>n=54</i>	0%
	Being forced to assault another child or young person? <i>n=54</i>	4%
	Theft of canteen or property? <i>n=54</i>	4%
	Other bullying or victimisation? <i>n=54</i>	4%
	Children or young people here have not done any of these things to me <i>n=54</i>	70%
18	If you were being bullied/victimised by other children or young people here, would you report it? <i>n=51</i>	35%
19	Have staff here ever done any of the following to you?	
	Verbal abuse? <i>n=51</i>	35%
	Threats or intimidation? <i>n=51</i>	26%
	Physical assault? <i>n=51</i>	22%
	Sexual assault? <i>n=51</i>	0%
	Theft of canteen or property? <i>n=51</i>	20%
	Other bullying/victimisation? <i>n=51</i>	12%
	Staff here have not done any of these things to me <i>n=51</i>	57%
20	If you were being bullied/victimised by staff here, would you report it? <i>n=52</i>	56%
21	Do you feel unsafe now? <i>n=54</i>	19%

Number of completed questionnaires returned

59

n=number of valid responses to question (HMYOI Feltham A 2021)

HEALTH AND WELL-BEING			
23	Is it easy to see:		
	Doctor?	<i>n=55</i>	35%
	Nurse?	<i>n=55</i>	51%
	Dentist?	<i>n=55</i>	22%
	Mental health worker?	<i>n=55</i>	47%
	Substance misuse worker?	<i>n=55</i>	44%
BEHAVIOUR MANAGEMENT			
25	Do the rewards or incentives for good behaviour encourage you to behave well?	<i>n=53</i>	32%
26	Have you been physically restrained (e.g. MMPR) since you have been here?	<i>n=55</i>	71%
27	Since you have been here, have you ever been kept locked up and stopped from mixing with other children or young people as a punishment? (This might include time spent in a segregation unit or in your own room.)	<i>n=54</i>	54%
PREPARING TO MOVE ON			
28	Do you know what your custody plan objectives or targets are?	<i>n=54</i>	59%
	<i>For those who know their custody plan objectives and targets:</i>		
	Are staff helping you to achieve your objectives or targets?	<i>n=32</i>	50%
29	Is anybody here helping you to prepare for when you leave?	<i>n=54</i>	30%

HMYOI Feltham A 2021

Comparison of survey responses between sub-populations of children

In this table responses of children from self-identified racial minority groups are compared with those of white children.

Please note that these analyses are based on summary data from selected survey questions only.

Shading is used to indicate statistical significance (less than 1% probability that the difference is due to chance), as follows:



Green shading shows results that are significantly more positive than the comparator

Blue shading shows results that are significantly more negative than the comparator

Orange shading shows significant differences in demographics and background information






No shading means that differences are not significant and may have occurred by chance

Grey shading indicates that we have no valid data for this question

Number of completed questionnaires returned

Racial Minority	White
45	14

DEMOGRAPHICS AND OTHER BACKGROUND INFORMATION			
2	Are you under 15 years of age?	0%	0%
	Are you aged 18 or over?	13%	8%
4	Do you self-identify as being from a racial minority group (black, Asian, mixed, other)?		
5	Are you from a Traveller community?	7%	33%
6	Have you ever been in local authority care?	47%	21%
24	Do you have any mental health problems?	25%	46%
	Do you consider yourself to have a disability?	3%	0%
COVID-19 RESTRICTIONS			
7	Do you know what the restrictions are here?	88%	86%
	Have the reasons for the restrictions been explained to you?	82%	83%
	Do you agree the restrictions are necessary?	53%	67%
	Do you feel you have been kept safe from the virus?	65%	69%

	Green shading shows results that are significantly more positive than the comparator
	Blue shading shows results that are significantly more negative than the comparator
	Orange shading shows significant differences in demographics and background information
	No shading means that differences are not significant and may have occurred by chance
	Grey shading indicates that we have no valid data for this question

	Racial Minority	
Number of completed questionnaires returned	45	14

ON THE WING/UNIT			
8	Do you have enough soap or sanitiser to keep your hands clean?	59%	85%
	Do you have enough clean, suitable clothes for the week?	88%	86%
	Can you shower every day?	89%	93%
	Do you have clean sheets every week?	72%	86%
	Are the communal/shared areas clean?	50%	71%
	Is your emergency call bell or intercom normally answered within 5 minutes?	42%	50%
	Is it easy for you to make a complaint?	35%	71%
FOOD			
9	Is the food here good or reasonable?	70%	54%
RELATIONSHIPS WITH STAFF			
10	Do you feel cared for by most staff here?	49%	79%
	Do most staff here treat you with respect?	57%	93%
	If you had a problem, are there any staff here you could turn to for help?	49%	86%
	Do staff encourage you to attend education, training or work?	64%	92%

Shading is used to indicate statistical significance (less than 1% probability that the difference is due to chance), as follows:

	Green shading shows results that are significantly more positive than the comparator
	Blue shading shows results that are significantly more negative than the comparator
	Orange shading shows significant differences in demographics and background information
	No shading means that differences are not significant and may have occurred by chance
	Grey shading indicates that we have no valid data for this question

	Racial Minority	White
Number of completed questionnaires returned	45	14

PURPOSEFUL ACTIVITY			
11	Are you doing any of the following activities at the moment:		
	Education?	91%	93%
	Training for a job (vocational training)?	5%	14%
	Paid work?	2%	0%
	Interventions (e.g. offending behaviour programmes)?	33%	50%
	Not doing any of these activities	2%	7%
12	Have you been provided with an in-cell activity pack?	52%	46%
	<i>For those who were provided with an in-cell activity pack:</i>		
	Are these packs helpful?	23%	33%
TIME OUT OF CELL			
13	Do you usually spend 2 hours or more out of your cell each day?	61%	77%
14	Can you spend time outside in the fresh air most days?	86%	93%
CONTACT WITH THE OUTSIDE WORLD			
15	Has anyone here helped you to keep in touch with your family and friends?	47%	62%
	Are you able to use the phone every day, if you have credit?	86%	86%
16	Have you been able to see your family and friends more than once in the last month:		
	Visited you here?	5%	0%
	Using video calls?	5%	8%

Shading is used to indicate statistical significance (less than 1% probability that the difference is due to chance), as follows:

	Green shading shows results that are significantly more positive than the comparator
	Blue shading shows results that are significantly more negative than the comparator
	Orange shading shows significant differences in demographics and background information
	No shading means that differences are not significant and may have occurred by chance
	Grey shading indicates that we have no valid data for this question

Number of completed questionnaires returned

Racial Minority	White
45	14

SAFETY AND SECURITY			
17	Have other children or young people here ever done any of the following to you?		
	Verbal abuse?	24%	31%
	Threats or intimidation?	12%	31%
	Physical assault?	12%	23%
	Sexual assault?	0%	0%
	Being forced to assault another child or young person?	2%	8%
	Theft of canteen or property?	5%	0%
	Other bullying or victimisation?	5%	0%
	Children or young people here have not done any of these things to me	76%	54%
18	If you were being bullied/victimised by other children or young people here, would you report it?	37%	31%
19	Have staff here ever done any of the following to you?		
	Verbal abuse?	40%	18%
	Threats or intimidation?	28%	18%
	Physical assault?	25%	9%
	Sexual assault?	0%	0%
	Theft of canteen or property?	20%	18%
	Other bullying/victimisation?	13%	9%
	Staff here have not done any of these things to me	50%	82%
20	If you were being bullied/victimised by staff here, would you report it?	56%	54%

Shading is used to indicate statistical significance (less than 1% probability that the difference is due to chance), as follows:



Green shading shows results that are significantly more positive than the comparator

Blue shading shows results that are significantly more negative than the comparator

Orange shading shows significant differences in demographics and background information

No shading means that differences are not significant and may have occurred by chance

Grey shading indicates that we have no valid data for this question

	Racial Minority	White
Number of completed questionnaires returned	45	14

21	Do you feel unsafe now?	19%	17%
HEALTH AND WELL-BEING			
23	Is it easy to see:		
	Doctor?	36%	31%
	Nurse?	57%	31%
	Dentist?	24%	15%
	Mental health worker?	48%	46%
	Substance misuse worker?	45%	39%
BEHAVIOUR MANAGEMENT			
25	Do the rewards or incentives for good behaviour encourage you to behave well?	28%	46%
26	Have you been physically restrained (e.g. MMPR) since you have been here?	74%	62%
27	Since you have been here, have you ever been kept locked up and stopped from mixing with other children or young people as a punishment? (This might include time spent in a segregation unit or in your own room.)	59%	39%
PREPARING TO MOVE ON			
28	Do you know what your custody plan objectives or targets are?	56%	69%
	<i>For those who know their custody plan objectives and targets:</i>		
	Are staff helping you to achieve your objectives or targets?	44%	67%
29	Is anybody here helping you to prepare for when you leave?	29%	31%

HMYOI Feltham A 2021

Comparison of survey responses between sub-populations of children

In this table responses of children who reported that they had mental health problems compared with those who did not report mental health problems.
Please note that these analyses are based on summary data from selected survey questions only.

Shading is used to indicate statistical significance (less than 1% probability that the difference is due to chance), as follows:

	Green shading shows results that are significantly more positive than the comparator
	Blue shading shows results that are significantly more negative than the comparator
	Orange shading shows significant differences in demographics and background information
	No shading means that differences are not significant and may have occurred by chance
	Grey shading indicates that we have no valid data for this question

	Mental health problems	No mental health problems
Number of completed questionnaires returned	16	37

DEMOGRAPHICS AND OTHER BACKGROUND INFORMATION			
2	Are you under 15 years of age?	0%	0%
	Are you aged 18 or over?	19%	11%
4	Do you self-identify as being from a racial minority group (black, Asian, mixed, other)?	63%	81%
5	Are you from a Traveller community?	13%	14%
6	Have you ever been in local authority care?	75%	25%
24	Do you have any mental health problems?		
	Do you consider yourself to have a disability?	8%	0%
COVID-19 RESTRICTIONS			
7	Do you know what the restrictions are here?	100%	86%
	Have the reasons for the restrictions been explained to you?	81%	81%
	Do you agree the restrictions are necessary?	63%	56%
	Do you feel you have been kept safe from the virus?	73%	63%

Shading is used to indicate statistical significance (less than 1% probability that the difference is due to chance), as follows:

	Green shading shows results that are significantly more positive than the comparator
	Blue shading shows results that are significantly more negative than the comparator
	Orange shading shows significant differences in demographics and background information
	No shading means that differences are not significant and may have occurred by chance
	Grey shading indicates that we have no valid data for this question

	Mental health problems	No mental health problems
Number of completed questionnaires returned	16	37

ON THE WING/UNIT			
8	Do you have enough soap or sanitiser to keep your hands clean?	69%	70%
	Do you have enough clean, suitable clothes for the week?	81%	92%
	Can you shower every day?	81%	92%
	Do you have clean sheets every week?	81%	73%
	Are the communal/shared areas clean?	63%	56%
	Is your emergency call bell or intercom normally answered within 5 minutes?	33%	47%
	Is it easy for you to make a complaint?	50%	43%
FOOD			
9	Is the food here good or reasonable?	56%	67%
RELATIONSHIPS WITH STAFF			
10	Do you feel cared for by most staff here?	50%	56%
	Do most staff here treat you with respect?	50%	72%
	If you had a problem, are there any staff here you could turn to for help?	56%	54%
	Do staff encourage you to attend education, training or work?	53%	78%

Shading is used to indicate statistical significance (less than 1% probability that the difference is due to chance), as follows:

	Green shading shows results that are significantly more positive than the comparator
	Blue shading shows results that are significantly more negative than the comparator
	Orange shading shows significant differences in demographics and background information
	No shading means that differences are not significant and may have occurred by chance
	Grey shading indicates that we have no valid data for this question

	Mental health problems	No mental health problems
Number of completed questionnaires returned	16	37

PURPOSEFUL ACTIVITY			
11	Are you doing any of the following activities at the moment:		
	Education?	100%	87%
	Training for a job (vocational training)?	6%	8%
	Paid work?	0%	3%
	Interventions (e.g. offending behaviour programmes)?	31%	38%
	Not doing any of these activities	0%	5%
12	Have you been provided with an in-cell activity pack?	44%	56%
	<i>For those who were provided with an in-cell activity pack:</i>		
	Are these packs helpful?	29%	25%
TIME OUT OF CELL			
13	Do you usually spend 2 hours or more out of your cell each day?	73%	61%
14	Can you spend time outside in the fresh air most days?	100%	84%
CONTACT WITH THE OUTSIDE WORLD			
15	Has anyone here helped you to keep in touch with your family and friends?	56%	47%
	Are you able to use the phone every day, if you have credit?	88%	83%
16	Have you been able to see your family and friends more than once in the last month:		
	Visited you here?	0%	5%
	Using video calls?	0%	6%

Shading is used to indicate statistical significance (less than 1% probability that the difference is due to chance), as follows:

	Green shading shows results that are significantly more positive than the comparator
	Blue shading shows results that are significantly more negative than the comparator
	Orange shading shows significant differences in demographics and background information
	No shading means that differences are not significant and may have occurred by chance
	Grey shading indicates that we have no valid data for this question

	Mental health problems	No mental health problems
Number of completed questionnaires returned	16	37

SAFETY AND SECURITY			
17	Have other children or young people here ever done any of the following to you?		
	Verbal abuse?	31%	26%
	Threats or intimidation?	31%	11%
	Physical assault?	25%	11%
	Sexual assault?	0%	0%
	Being forced to assault another child or young person?	6%	3%
	Theft of canteen or property?	13%	0%
	Other bullying or victimisation?	13%	0%
	Children or young people here have not done any of these things to me	56%	74%
18	If you were being bullied/victimised by other children or young people here, would you report it?	27%	36%
19	Have staff here ever done any of the following to you?		
	Verbal abuse?	40%	33%
	Threats or intimidation?	33%	24%
	Physical assault?	27%	18%
	Sexual assault?	0%	0%
	Theft of canteen or property?	20%	21%
	Other bullying/victimisation?	20%	9%
	Staff here have not done any of these things to me	60%	58%
20	If you were being bullied/victimised by staff here, would you report it?	47%	59%

Shading is used to indicate statistical significance (less than 1% probability that the difference is due to chance), as follows:

	Green shading shows results that are significantly more positive than the comparator
	Blue shading shows results that are significantly more negative than the comparator
	Orange shading shows significant differences in demographics and background information
	No shading means that differences are not significant and may have occurred by chance
	Grey shading indicates that we have no valid data for this question

	Mental health problems	No mental health problems
Number of completed questionnaires returned	16	37

21	Do you feel unsafe now?	25%	14%
HEALTH AND WELL-BEING			
23	Is it easy to see:		
	Doctor?	38%	32%
	Nurse?	50%	51%
	Dentist?	19%	22%
	Mental health worker?	56%	43%
	Substance misuse worker?	38%	46%
BEHAVIOUR MANAGEMENT			
25	Do the rewards or incentives for good behaviour encourage you to behave well?	47%	28%
26	Have you been physically restrained (e.g. MMPR) since you have been here?	69%	70%
27	Since you have been here, have you ever been kept locked up and stopped from mixing with other children or young people as a punishment? (This might include time spent in a segregation unit or in your own room.)	69%	46%
PREPARING TO MOVE ON			
28	Do you know what your custody plan objectives or targets are?	63%	58%
	<i>For those who know their custody plan objectives and targets:</i>		
	Are staff helping you to achieve your objectives or targets?	30%	57%
29	Is anybody here helping you to prepare for when you leave?	31%	28%

HMYOI Feltham A 2021

Comparison of survey responses between sub-populations of children

In this table responses of children who had been in local authority care are compared with responses of those who had not been in local authority care.

Please note that these analyses are based on summary data from selected survey questions only.

Shading is used to indicate statistical significance (less than 1% probability that the difference is due to chance), as follows:

	Green shading shows results that are significantly more positive than the comparator
	Blue shading shows results that are significantly more negative than the comparator
	Orange shading shows significant differences in demographics and background information
	No shading means that differences are not significant and may have occurred by chance
	Grey shading indicates that we have no valid data for this question

Number of completed questionnaires returned

Have been in local authority care	Have not been in local authority care
23	34

DEMOGRAPHICS AND OTHER BACKGROUND INFORMATION			
2	Are you under 15 years of age?	0%	0%
	Are you aged 18 or over?	13%	12%
4	Do you self-identify as being from a racial minority group (black, Asian, mixed, other)?	87%	68%
5	Are you from a Traveller community?	4%	19%
6	Have you ever been in local authority care?		
24	Do you have any mental health problems?	57%	13%
	Do you consider yourself to have a disability?	5%	0%

Shading is used to indicate statistical significance (less than 1% probability that the difference is due to chance), as follows:

	Green shading shows results that are significantly more positive than the comparator
	Blue shading shows results that are significantly more negative than the comparator
	Orange shading shows significant differences in demographics and background information
	No shading means that differences are not significant and may have occurred by chance
	Grey shading indicates that we have no valid data for this question

	Have been in local authority care	Have not been in local authority care
Number of completed questionnaires returned	23	34

COVID-19 RESTRICTIONS			
7	Do you know what the restrictions are here?	91%	85%
	Have the reasons for the restrictions been explained to you?	67%	93%
	Do you agree the restrictions are necessary?	48%	64%
	Do you feel you have been kept safe from the virus?	59%	73%
ON THE WING/UNIT			
8	Do you have enough soap or sanitiser to keep your hands clean?	52%	76%
	Do you have enough clean, suitable clothes for the week?	74%	97%
	Can you shower every day?	87%	91%
	Do you have clean sheets every week?	74%	79%
	Are the communal/shared areas clean?	48%	63%
	Is your emergency call bell or intercom normally answered within 5 minutes?	46%	44%
	Is it easy for you to make a complaint?	35%	52%
FOOD			
9	Is the food here good or reasonable?	61%	69%

Shading is used to indicate statistical significance (less than 1% probability that the difference is due to chance), as follows:

	Green shading shows results that are significantly more positive than the comparator
	Blue shading shows results that are significantly more negative than the comparator
	Orange shading shows significant differences in demographics and background information
	No shading means that differences are not significant and may have occurred by chance
	Grey shading indicates that we have no valid data for this question

	Have been in local authority care	Have not been in local authority care
Number of completed questionnaires returned	23	34

RELATIONSHIPS WITH STAFF			
10	Do you feel cared for by most staff here?	50%	63%
	Do most staff here treat you with respect?	57%	73%
	If you had a problem, are there any staff here you could turn to for help?	55%	63%
	Do staff encourage you to attend education, training or work?	59%	78%
PURPOSEFUL ACTIVITY			
11	Are you doing any of the following activities at the moment:		
	Education?	91%	91%
	Training for a job (vocational training)?	4%	9%
	Paid work?	0%	3%
	Interventions (e.g. offending behaviour programmes)?	44%	33%
	Not doing any of these activities	0%	6%
12	Have you been provided with an in-cell activity pack?	36%	59%
	<i>For those who were provided with an in-cell activity pack:</i>		
	Are these packs helpful?	38%	21%
TIME OUT OF CELL			
13	Do you usually spend 2 hours or more out of your cell each day?	65%	67%
14	Can you spend time outside in the fresh air most days?	87%	88%

Shading is used to indicate statistical significance (less than 1% probability that the difference is due to chance), as follows:

	Green shading shows results that are significantly more positive than the comparator
	Blue shading shows results that are significantly more negative than the comparator
	Orange shading shows significant differences in demographics and background information
	No shading means that differences are not significant and may have occurred by chance
	Grey shading indicates that we have no valid data for this question

	Have been in local authority care	Have not been in local authority care
Number of completed questionnaires returned	23	34

CONTACT WITH THE OUTSIDE WORLD			
15	Has anyone here helped you to keep in touch with your family and friends?	52%	50%
	Are you able to use the phone every day, if you have credit?	87%	84%
16	Have you been able to see your family and friends more than once in the last month:		
	Visited you here?	0%	6%
	Using video calls?	4%	7%
SAFETY AND SECURITY			
17	Have other children or young people here ever done any of the following to you?		
	Verbal abuse?	29%	22%
	Threats or intimidation?	19%	16%
	Physical assault?	14%	16%
	Sexual assault?	0%	0%
	Being forced to assault another child or young person?	5%	3%
	Theft of canteen or property?	10%	0%
	Other bullying or victimisation?	10%	0%
	Children or young people here have not done any of these things to me	71%	72%
18	If you were being bullied/victimised by other children or young people here, would you report it?	33%	37%

Shading is used to indicate statistical significance (less than 1% probability that the difference is due to chance), as follows:

	Green shading shows results that are significantly more positive than the comparator
	Blue shading shows results that are significantly more negative than the comparator
	Orange shading shows significant differences in demographics and background information
	No shading means that differences are not significant and may have occurred by chance
	Grey shading indicates that we have no valid data for this question

	Have been in local authority care	Have not been in local authority care
Number of completed questionnaires returned	23	34

19	Have staff here ever done any of the following to you?		
	Verbal abuse?	40%	33%
	Threats or intimidation?	35%	17%
	Physical assault?	30%	17%
	Sexual assault?	0%	0%
	Theft of canteen or property?	25%	17%
	Other bullying/victimisation?	20%	7%
	Staff here have not done any of these things to me	50%	63%
20	If you were being bullied/victimised by staff here, would you report it?	55%	57%
21	Do you feel unsafe now?	23%	16%
HEALTH AND WELL-BEING			
23	Is it easy to see:		
	Doctor?	26%	42%
	Nurse?	57%	48%
	Dentist?	13%	29%
	Mental health worker?	52%	45%
	Substance misuse worker?	48%	42%

Shading is used to indicate statistical significance (less than 1% probability that the difference is due to chance), as follows:

	Green shading shows results that are significantly more positive than the comparator
	Blue shading shows results that are significantly more negative than the comparator
	Orange shading shows significant differences in demographics and background information
	No shading means that differences are not significant and may have occurred by chance
	Grey shading indicates that we have no valid data for this question

	Have been in local authority care	Have not been in local authority care
Number of completed questionnaires returned	23	34

BEHAVIOUR MANAGEMENT			
25	Do the rewards or incentives for good behaviour encourage you to behave well?	27%	37%
26	Have you been physically restrained (e.g. MMPR) since you have been here?	78%	68%
27	Since you have been here, have you ever been kept locked up and stopped from mixing with other children or young people as a punishment? (This might include time spent in a segregation unit or in your own room.)	73%	42%
PREPARING TO MOVE ON			
28	Do you know what your custody plan objectives or targets are?	55%	65%
	For those who know their custody plan objectives and targets:		
	Are staff helping you to achieve your objectives or targets?	42%	55%
29	Is anybody here helping you to prepare for when you leave?	26%	30%