

CONTEN

[Tab 1](#)

[Tab 2](#)

[Tab 3](#)

[Tab 4](#)

[Tab 5](#)

[Tab 6](#)

[Tab 7](#)

[Tab 8](#)

[Tab 9](#)

[Tab 10](#)

HMPYOI Feltham A September 2024 Survey Results

ITS

Responses from HMYOI Feltham A in September 2024 compared with survey responses from other YOIs surveyed since October 2023.

Responses from HMYOI Feltham A in September 2024 compared with survey responses from all other establishments holding children. The comparator surveys were carried out in one STC and four YOIs surveyed since October 2023.

Responses from HMYOI Feltham A in September 2024 compared with survey responses from the HMYOI Feltham A inspection in March 2024.

Responses of children on the single communities (C and E wings) compared with those from the rest of the establishment.

Responses of children on remand or waiting to be sentenced are compared with children who are sentenced.

Responses of children aged 18 or over are compared with those of children under 18.

Responses of children from all other ethnic groups combined are compared with those of white children

Responses of Muslim children compared with those of non-Muslim children.

Responses of children who reported that they had a disability compared to those who did not.

Responses of children who reported that they had been in local authority care compared with those who did not.

HMYOI Feltham A September 2024
 Survey responses compared with those from YOI survey
 completed since October 2023.

In this table summary statistics from HMYOI Feltham A September 2024 are compared with the following HMIP survey data:
 - Summary statistics from surveys of all YOI Establishments conducted since October 2023 (four establishments).

Shading is used to indicate statistical significance*, as follows:

	Green shading shows results that are significantly more positive than the comparator
	Blue shading shows results that are significantly more negative than the comparator
	Orange shading shows significant differences in demographics and background information
	No shading means that differences are not significant and may have occurred by chance
	Grey shading indicates that we have no valid data for this question

* less than 1% probability that the difference is due to chance

		HMYOI Feltham A IRP September 2024	All YOI establishments surveyed since October 2023
	Number of completed questionnaires returned	81	246

n=number of valid responses to question (HMYOI Feltham A 2024)

DEMOGRAPHICS AND OTHER BACKGROUND INFORMATION				
1.2	Are you under 15 years of age?	n=80	0%	0%
	Are you aged 18 or over?	n=80	25%	33%
1.3	Is your gender female, non-binary or other?	n=80	0%	1%
1.4	Are you from an ethnic group other than white?	n=80	70%	50%
1.5	Do you have any children?	n=79	10%	11%
1.6	Are you from a traveller community?	n=79	10%	8%
1.7	Have you ever been in local authority care?	n=77	74%	63%
1.8	Are you sentenced?	n=79	48%	64%
5.2	Do you have any health problems (including mental health problems)?	n=79	48%	49%
5.4	Do you have a disability? This includes any physical, mental or learning needs that affect your day-to-day life.	n=78	32%	35%
10.1	Are you Muslim?	n=74	38%	23%
ARRIVAL AND INDUCTION				
2.1	Were you searched in reception/admissions?	n=79	96%	94%
For those who had been searched:				
2.1	Was this search done in a respectful way?	n=76	76%	71%
2.2	Overall, were you treated well in reception/admission?	n=77	74%	75%
2.3	When you first arrived, did you have any problems or worries?	n=78	74%	77%
For those who had any problems when they first arrived:				
2.3	Did staff help you to deal with these problems or worries?	n=58	43%	51%
2.4	Did you feel safe on your first night here?	n=78	69%	75%
2.5	In your first few days, were you told everything you needed to know about life here?	n=78	56%	59%

Shading is used to indicate statistical significance*, as follows:

	Green shading shows results that are significantly more positive than the comparator
	Blue shading shows results that are significantly more negative than the comparator
	Orange shading shows significant differences in demographics and background information
	No shading means that differences are not significant and may have occurred by chance
	Grey shading indicates that we have no valid data for this question

* less than 1% probability that the difference is due to chance

			HM YOI Feltham A IRP September 2024	All YOI establishments surveyed since October 2023
Number of completed questionnaires returned			81	246
n=number of valid responses to question (HM YOI Feltham A 2024)				
LIVING CONDITIONS				
3.1	Is the temperature of your room or cell about right?	n=78	12%	55%
3.2	Can you shower everyday?	n=77	79%	97%
3.3	Do you normally have enough clean, suitable clothes for the week?	n=78	64%	79%
3.4	Do you have clean sheets every week?	n=76	57%	86%
3.5	Can you get your stored property if you need it?	n=73	55%	58%
3.6	Is it normally quiet enough for you to relax or sleep at night?	n=74	43%	47%
3.7	Do you usually spend more than 2 hours out of your cell or room on weekdays?	n=79	33%	68%
3.8	Do you usually spend more than 2 hours out of your cell or room on Saturdays and Sundays?	n=74	28%	38%
FOOD AND CANTEEN				
4.1	Is the food here very / quite good?	n=74	32%	43%
4.2	Do you get enough to eat at mealtimes always / most of the time?	n=76	38%	40%
4.3	Does the shop / canteen sell the things that you need?	n=76	54%	60%
HEALTH AND WELL-BEING				
5.1	Is it easy to see:			
	Doctor?	n=78	29%	54%
	Nurse?	n=76	59%	72%
	Dentist?	n=77	9%	26%
	Mental health worker?	n=77	31%	60%
5.2	Do you have any health problems (including mental health problems)?	n=79	48%	49%
For those who have health problems:				
5.3	Have you been helped with your health problems since you have been here?	n=37	51%	70%
5.4	Do you have a disability? This includes any physical, mental or learning needs that affect your day-to-day life.	n=78	32%	35%
For those who have a disability				
5.5	Are you getting the support you need?	n=23	30%	52%
5.6	Did you have an alcohol problem when you came here?	n=78	1%	6%
5.7	Did you have a drug problem when you came here?	n=77	19%	35%
For those who did have a drug or alcohol problem				
5.8	Have you been helped with your drug or alcohol problem since you've been here?	n=15	13%	72%
5.9	Can you spend time outside in the fresh air most days (not counting time spent going to and from activities)?	n=76	57%	63%
5.10	Do you go to the gym or play sports more than once a week?	n=77	29%	48%

Shading is used to indicate statistical significance*, as follows:

	Green shading shows results that are significantly more positive than the comparator
	Blue shading shows results that are significantly more negative than the comparator
	Orange shading shows significant differences in demographics and background information
	No shading means that differences are not significant and may have occurred by chance
	Grey shading indicates that we have no valid data for this question

* less than 1% probability that the difference is due to chance

		HMYOI Feltham A IRP September 2024	All YOI establishments surveyed since October 2023
Number of completed questionnaires returned		81	246
n=number of valid responses to question (HMYOI Feltham A 2024)			
COMPLAINTS			
6.1	Do you know how to make a complaint?	n=78	74%86%
For those who have made a complaint:			
6.2	Were your complaints usually dealt with fairly?	n=29	24%34%
	Were your complaints usually dealt with within 7 days?	n=28	36%30%
6.3	Have you ever felt too scared to make a complaint?	n=50	16%14%
SAFETY AND SECURITY			
7.1	Have you ever felt unsafe here?	n=76	46%46%
7.2	Do you feel unsafe now?	n=76	18%14%
7.4	Is your emergency call bell or intercom normally answered within 5 minutes?	n=74	51%31%
7.5	Have other young people here ever done any of the following to you?		
	Verbal abuse?	n=74	59%55%
	Threats or intimidation?	n=74	45%39%
	Physical assault?	n=74	31%26%
	Sexual assault?	n=74	0%4%
	Being forced to assault another young person?	n=74	7%7%
	Theft of canteen or property?	n=74	5%6%
	Other bullying or victimisation?	n=74	12%10%
	Young people here have not done any of these things to me	n=74	39%40%
7.6	If you were being bullied / victimised by other young people here, would you report it?	n=65	17%33%
7.7	Have staff here ever done any of the following to you?		
	Verbal abuse?	n=70	39%35%
	Threats or intimidation?	n=70	23%21%
	Physical assault?	n=70	20%15%
	Sexual assault?	n=70	1%2%
	Theft of canteen or property?	n=70	10%8%
	Other bullying / victimisation?	n=70	7%6%
	Staff here have not done any of these things to me	n=70	57%55%
7.8	If you were being bullied / victimised by staff here, would you report it?	n=69	35%50%

Shading is used to indicate statistical significance*, as follows:

	Green shading shows results that are significantly more positive than the comparator
	Blue shading shows results that are significantly more negative than the comparator
	Orange shading shows significant differences in demographics and background information
	No shading means that differences are not significant and may have occurred by chance
	Grey shading indicates that we have no valid data for this question

* less than 1% probability that the difference is due to chance

		HMYOI Feltham A IRP September 2024		All YOI establishments surveyed since October 2023	
Number of completed questionnaires returned		81		246	
n=number of valid responses to question (HMYOI Feltham A 2024)					
BEHAVIOUR MANAGEMENT					
8.1	Do the rewards or incentives for good behaviour encourage you to behave well?	n=72	19%	36%	
8.2	Do you think the system of rewards or incentives is fair?	n=73	19%	31%	
8.3	Do staff usually let you know when your behaviour is good?	n=74	42%	45%	
8.4	If you get in trouble, do staff usually explain what you have done wrong?	n=59	66%	66%	
8.5	Have you been physically restrained (e.g. MMPR) since you have been here?	n=73	66%	71%	
For those who have been restrained:					
8.5	Did a member of staff come and talk to you about it afterwards?	n=48	58%	79%	
8.6	Since you have been here, have you ever been kept locked up and stopped from mixing with other young people as a punishment? (This might include time spent in a segregation unit or in	n=70	51%	65%	
STAFF					
9.1	Do you feel cared for by most staff here?	n=69	55%	48%	
9.2	Do most staff here treat you with respect?	n=70	74%	70%	
9.3	If you had a problem, are there any staff here you could turn to for help?	n=76	68%	71%	
FAITH					
10.1	Do you have a religion?	n=74	81%	70%	
For those who have a religion:					
10.2	Are your religious beliefs respected here?	n=56	75%	83%	
10.3	Are you able to speak to a Chaplain of your faith in private, if you want to?	n=57	74%	78%	
KEEPING IN TOUCH WITH FAMILY AND FRIENDS					
11.1	Has anyone here helped you to keep in touch with your family / friends?	n=71	65%	73%	
11.2	Is it quite / very easy for your family and friends to get here?	n=73	34%	40%	
11.3	Do you get visits from family or friends?	n=73	63%	78%	
For those who do get visits:					
11.3	Do you get visits from family or friends once a week or more?	n=46	22%	45%	
11.4	Do you get secure video calls from family or friends?	n=73	14%	32%	
For those who do get visits:					
11.4	Do you get secure video from family or friends once a week or more?	n=10	10%	31%	

Shading is used to indicate statistical significance*, as follows:

	Green shading shows results that are significantly more positive than the comparator
	Blue shading shows results that are significantly more negative than the comparator
	Orange shading shows significant differences in demographics and background information
	No shading means that differences are not significant and may have occurred by chance
	Grey shading indicates that we have no valid data for this question

* less than 1% probability that the difference is due to chance

		HMYOI Feltham A IRP September 2024	All YOI establishments surveyed since October 2023
Number of completed questionnaires returned		81	246
n=number of valid responses to question (HMYOI Feltham A 2024)			
EDUCATION AND TRAINING			
12.1	Are you doing any of the following activities at the moment:		
	Education? n=70	54%	73%
	Training for a job (vocational training)? n=70	3%	5%
	Paid work? n=70	7%	11%
	Interventions (e.g. offending behaviour programmes)? n=70	20%	17%
	Not doing any of these activities n=70	39%	18%
12.2	Do staff encourage you to attend education, training or work? n=71	66%	66%
12.3	Have you learned anything here that will help you when you are released (e.g. education or skills)? n=70	39%	55%
PREPARING TO MOVE ON			
13.1	Is there a plan that you discuss in meetings with your YOT worker which sets out what you need to work on while you are here (e.g. your targets or objectives)? n=70	37%	52%
For those who do have a plan:			
13.2	Do you understand what you need to do to achieve your objectives or targets? n=26	96%	92%
13.3	Are staff here supporting you to achieve your objectives or targets? n=26	65%	56%
13.4	Is anybody here helping you to prepare for when you leave? n=68	22%	39%
13.5	Have you had a say in what will happen to you when you leave here? n=68	28%	38%
FINAL QUESTIONS ABOUT THIS STC/YOI			
14.1	Do you think your experiences here have made you less likely to offend in the future? n=66	41%	50%

HMYOI Feltham A September 2024
Survey responses compared with those from all other childrens
establishments since October 2023.

In this table summary statistics from HMYOI Feltham A 2024 are compared with the following HMIP survey data:
- Summary statistics from the most recent surveys of all other establishments holding children conducted since October 2023 (five establishments).

Shading is used to indicate statistical significance*, as follows:

	Green shading shows results that are significantly more positive than the comparator
	Blue shading shows results that are significantly more negative than the comparator
	Orange shading shows significant differences in demographics and background information
	No shading means that differences are not significant and may have occurred by chance
	Grey shading indicates that we have no valid data for this question

* less than 1% probability that the difference is due to chance

	HMYOI Feltham A September 2024	All childrens establishments surveyed since October 2023
Number of completed questionnaires returned	81	300

n=number of valid responses to question (HMYOI Feltham A September 2024)

DEMOGRAPHICS AND OTHER BACKGROUND INFORMATION				
1.2	Are you under 15 years of age?	<i>n=80</i>	0%	0%
	Are you aged 18 or over?	<i>n=80</i>	25%	28%
1.3	Is your gender female, non-binary or other?	<i>n=80</i>	0%	1%
1.4	Are you from an ethnic group other than white?	<i>n=80</i>	70%	54%
1.5	Do you have any children?	<i>n=79</i>	10%	10%
1.6	Are you from a traveller community?	<i>n=79</i>	10%	9%
1.7	Have you ever been in local authority care?	<i>n=77</i>	74%	62%
1.8	Are you sentenced?	<i>n=79</i>	48%	62%
5.2	Do you have any health problems (including mental health problems)?	<i>n=79</i>	48%	47%
5.4	Do you have a disability? This includes any physical, mental or learning needs that affect your day-to-day life.	<i>n=78</i>	32%	36%
10.1	Are you Muslim?	<i>n=74</i>	38%	27%
ARRIVAL AND INDUCTION				
2.1	Were you searched in reception/admissions?	<i>n=79</i>	96%	94%
<i>For those who had been searched:</i>				
2.1	Was this search done in a respectful way?	<i>n=76</i>	76%	72%
2.2	Overall, were you treated well in reception/admission?	<i>n=77</i>	74%	74%
2.3	When you first arrived, did you have any problems or worries?	<i>n=78</i>	74%	76%
<i>For those who had any problems when they first arrived:</i>				
2.3	Did staff help you to deal with these problems or worries?	<i>n=58</i>	43%	53%
2.4	Did you feel safe on your first night here?	<i>n=78</i>	69%	76%
2.5	In your first few days, were you told everything you needed to know about life here?	<i>n=78</i>	56%	58%

Shading is used to indicate statistical significance*, as follows:

	Green shading shows results that are significantly more positive than the comparator
	Blue shading shows results that are significantly more negative than the comparator
	Orange shading shows significant differences in demographics and background information
	No shading means that differences are not significant and may have occurred by chance
	Grey shading indicates that we have no valid data for this question

* less than 1% probability that the difference is due to chance

			HMYOI Feltham A September 2024	All childrens establishments surveyed since October 2023
Number of completed questionnaires returned			81	300
n=number of valid responses to question (HMYOI Feltham A September 2024)				
LIVING CONDITIONS				
3.1	Is the temperature of your room or cell about right?	n=78	12%	53%
3.2	Can you shower everyday?	n=77	79%	97%
3.3	Do you normally have enough clean, suitable clothes for the week?	n=78	64%	82%
3.4	Do you have clean sheets every week?	n=76	57%	84%
3.5	Can you get your stored property if you need it?	n=73	55%	60%
3.6	Is it normally quiet enough for you to relax or sleep at night?	n=74	43%	51%
3.7	Do you usually spend more than 2 hours out of your cell or room on weekdays?	n=79	33%	71%
3.8	Do you usually spend more than 2 hours out of your cell or room on Saturdays and Sundays?	n=74	28%	47%
FOOD AND CANTEEN				
4.1	Is the food here very / quite good?	n=74	32%	39%
4.2	Do you get enough to eat at mealtimes always / most of the time?	n=76	38%	39%
4.3	Does the shop / canteen sell the things that you need?	n=76	54%	55%
HEALTH AND WELL-BEING				
5.1	Is it easy to see:			
	Doctor?	n=78	29%	53%
	Nurse?	n=76	59%	70%
	Dentist?	n=77	9%	30%
	Mental health worker?	n=77	31%	57%
5.2	Do you have any health problems (including mental health problems)?	n=79	48%	47%
For those who have health problems:				
5.3	Have you been helped with your health problems since you have been here?	n=37	51%	66%
5.4	Do you have a disability? This includes any physical, mental or learning needs that affect your day-to-day life.	n=78	32%	36%
For those who have a disability				
5.5	Are you getting the support you need?	n=23	30%	54%
5.6	Did you have an alcohol problem when you came here?	n=78	1%	6%
5.7	Did you have a drug problem when you came here?	n=77	19%	32%
For those who did have a drug or alcohol problem				
5.8	Have you been helped with your drug or alcohol problem since you've been here?	n=15	13%	69%
5.9	Can you spend time outside in the fresh air most days (not counting time spent going to and from activities)?	n=76	57%	61%
5.10	Do you go to the gym or play sports more than once a week?	n=77	29%	49%

Shading is used to indicate statistical significance*, as follows:

	Green shading shows results that are significantly more positive than the comparator
	Blue shading shows results that are significantly more negative than the comparator
	Orange shading shows significant differences in demographics and background information
	No shading means that differences are not significant and may have occurred by chance
	Grey shading indicates that we have no valid data for this question

* less than 1% probability that the difference is due to chance

		Number of completed questionnaires returned	
		HMYOI Feltham A September 2024	All childrens establishments surveyed since October 2023
		81	300
n=number of valid responses to question (HMYOI Feltham A September 2024)			
COMPLAINTS			
6.1	Do you know how to make a complaint? <i>n=78</i>	74%	88%
For those who have made a complaint:			
6.2	Were your complaints usually dealt with fairly? <i>n=29</i>	24%	35%
	Were your complaints usually dealt with within 7 days? <i>n=28</i>	36%	33%
6.3	Have you ever felt too scared to make a complaint? <i>n=50</i>	16%	13%
SAFETY AND SECURITY			
7.1	Have you ever felt unsafe here? <i>n=76</i>	46%	44%
7.2	Do you feel unsafe now? <i>n=76</i>	18%	14%
7.4	Is your emergency call bell or intercom normally answered within 5 minutes? <i>n=74</i>	51%	38%
7.5	Have other young people here ever done any of the following to you?		
	Verbal abuse? <i>n=74</i>	59%	56%
	Threats or intimidation? <i>n=74</i>	45%	39%
	Physical assault? <i>n=74</i>	31%	28%
	Sexual assault? <i>n=74</i>	0%	5%
	Being forced to assault another young person? <i>n=74</i>	7%	8%
	Theft of canteen or property? <i>n=74</i>	5%	8%
	Other bullying or victimisation? <i>n=74</i>	12%	11%
	Young people here have not done any of these things to me <i>n=74</i>	39%	40%
7.6	If you were being bullied / victimised by other young people here, would you report it? <i>n=65</i>	17%	33%
7.7	Have staff here ever done any of the following to you?		
	Verbal abuse? <i>n=70</i>	39%	37%
	Threats or intimidation? <i>n=70</i>	23%	24%
	Physical assault? <i>n=70</i>	20%	17%
	Sexual assault? <i>n=70</i>	1%	4%
	Theft of canteen or property? <i>n=70</i>	10%	10%
	Other bullying / victimisation? <i>n=70</i>	7%	10%
	Staff here have not done any of these things to me <i>n=70</i>	57%	54%
7.8	If you were being bullied / victimised by staff here, would you report it? <i>n=69</i>	35%	49%

Shading is used to indicate statistical significance*, as follows:

	Green shading shows results that are significantly more positive than the comparator
	Blue shading shows results that are significantly more negative than the comparator
	Orange shading shows significant differences in demographics and background information
	No shading means that differences are not significant and may have occurred by chance
	Grey shading indicates that we have no valid data for this question

* less than 1% probability that the difference is due to chance

			HMYOI Feltham A September 2024	All childrens establishments surveyed since October 2023
Number of completed questionnaires returned			81	300
n=number of valid responses to question (HMYOI Feltham A September 2024)				
BEHAVIOUR MANAGEMENT				
8.1	Do the rewards or incentives for good behaviour encourage you to behave well?	n=72	19%	38%
8.2	Do you think the system of rewards or incentives is fair?	n=73	19%	31%
8.3	Do staff usually let you know when your behaviour is good?	n=74	42%	49%
8.4	If you get in trouble, do staff usually explain what you have done wrong?	n=59	66%	65%
8.5	Have you been physically restrained (e.g. MMPR) since you have been here?	n=73	66%	71%
For those who have been restrained:				
8.5	Did a member of staff come and talk to you about it afterwards?	n=48	58%	75%
8.6	Since you have been here, have you ever been kept locked up and stopped from mixing with other young people as a punishment? (This might include time spent in a segregation unit or in your own room)	n=70	51%	66%
STAFF				
9.1	Do you feel cared for by most staff here?	n=69	55%	49%
9.2	Do most staff here treat you with respect?	n=70	74%	71%
9.3	If you had a problem, are there any staff here you could turn to for help?	n=76	68%	71%
FAITH				
10.1	Do you have a religion?	n=74	81%	72%
For those who have a religion:				
10.2	Are your religious beliefs respected here?	n=56	75%	84%
10.3	Are you able to speak to a Chaplain of your faith in private, if you want to?	n=57	74%	79%
KEEPING IN TOUCH WITH FAMILY AND FRIENDS				
11.1	Has anyone here helped you to keep in touch with your family / friends?	n=71	65%	74%
11.2	Is it quite / very easy for your family and friends to get here?	n=73	34%	41%
11.3	Do you get visits from family or friends?	n=73	63%	79%
For those who do get visits:				
11.3	Do you get visits from family or friends once a week or more?	n=46	22%	46%
11.4	Do you get secure video calls from family or friends?	n=73	14%	33%
For those who do get visits:				
11.4	Do you get secure video from family or friends once a week or melp?	n=10	10%	32%

Shading is used to indicate statistical significance*, as follows:

	Green shading shows results that are significantly more positive than the comparator
	Blue shading shows results that are significantly more negative than the comparator
	Orange shading shows significant differences in demographics and background information
	No shading means that differences are not significant and may have occurred by chance
	Grey shading indicates that we have no valid data for this question

* less than 1% probability that the difference is due to chance

		HMYOI Feltham A September 2024	All childrens establishments surveyed since October 2023
Number of completed questionnaires returned		81	300
n=number of valid responses to question (HMYOI Feltham A September 2024)			
EDUCATION AND TRAINING			
12.1	Are you doing any of the following activities at the moment:		
	Education? n=70	54%	76%
	Training for a job (vocational training)? n=70	3%	5%
	Paid work? n=70	7%	10%
	Interventions (e.g. offending behaviour programmes)? n=70	20%	17%
	Not doing any of these activities n=70	39%	17%
12.2	Do staff encourage you to attend education, training or work? n=71	66%	70%
12.3	Have you learned anything here that will help you when you are released (e.g. education or skills)? n=43	39%	59%
PREPARING TO MOVE ON			
13.1	Is there a plan that you discuss in meetings with your YOT worker which sets out what you need to work on while you are here (e.g. your targets or objectives)? n=70	37%	54%
For those who do have a plan:			
13.2	Do you understand what you need to do to achieve your objectives or targets? n=26	96%	93%
13.3	Are staff here supporting you to achieve your objectives or targets? n=26	65%	60%
13.4	Is anybody here helping you to prepare for when you leave? n=68	22%	40%
13.5	Have you had a say in what will happen to you when you leave here? n=68	28%	39%
FINAL QUESTIONS ABOUT THIS STC/YOI			
14.1	Do you think your experiences here have made you less likely to offend in the future? n=66	41%	52%

HMYOI Feltham A IRP September 2024
Survey responses compared with those from the previous survey

In this table summary statistics from HMYOI Feltham A IRP September 2024 are compared with the following HMIP survey data:
- Summary statistics from HMYOI Feltham A in March 2024.

Shading is used to indicate statistical significance*, as follows:

- Green shading shows results that are significantly more positive than the comparator
- Blue shading shows results that are significantly more negative than the comparator
- Orange shading shows significant differences in demographics and background information
- No shading means that differences are not significant and may have occurred by chance
- Grey shading indicates that we have no valid data for this question

* less than 1% probability that the difference is due to chance

		HMYOI Feltham A IRP September 2024	HMYOI Feltham A March 2024
Number of completed questionnaires returned		81	55

n=number of valid responses to question (HMYOI Feltham A IRP 2024)

DEMOGRAPHICS AND OTHER BACKGROUND INFORMATION				
1.2	Are you under 15 years of age?	<i>n=80</i>	0%	0%
	Are you aged 18 or over?	<i>n=80</i>	25%	31%
1.3	Is your gender female, non-binary or other?	<i>n=80</i>	0%	0%
1.4	Are you from an ethnic group other than white?	<i>n=80</i>	70%	78%
1.5	Do you have any children?	<i>n=79</i>	10%	8%
1.6	Are you from a traveller community?	<i>n=79</i>	10%	4%
1.7	Have you ever been in local authority care?	<i>n=77</i>	74%	67%
1.8	Are you sentenced?	<i>n=79</i>	48%	57%
5.2	Do you have any health problems (including mental health problems)?	<i>n=79</i>	48%	37%
5.4	Do you have a disability? This includes any physical, mental or learning needs that affect your day-to-day life.	<i>n=78</i>	32%	28%
10.1	Are you Muslim?	<i>n=74</i>	38%	38%
ARRIVAL AND INDUCTION				
2.1	Were you searched in reception/admissions?	<i>n=79</i>	96%	100%
<i>For those who had been searched:</i>				
2.1	Was this search done in a respectful way?	<i>n=76</i>	76%	76%
2.2	Overall, were you treated well in reception/admission?	<i>n=77</i>	74%	78%
2.3	When you first arrived, did you have any problems or worries?	<i>n=78</i>	74%	73%
<i>For those who had any problems when they first arrived:</i>				
2.3	Did staff help you to deal with these problems or worries?	<i>n=58</i>	43%	50%
2.4	Did you feel safe on your first night here?	<i>n=78</i>	69%	77%
2.5	In your first few days, were you told everything you needed to know about life here?	<i>n=78</i>	56%	57%

Shading is used to indicate statistical significance*, as follows:

	Green shading shows results that are significantly more positive than the comparator
	Blue shading shows results that are significantly more negative than the comparator
	Orange shading shows significant differences in demographics and background information
	No shading means that differences are not significant and may have occurred by chance
	Grey shading indicates that we have no valid data for this question

* less than 1% probability that the difference is due to chance

		HMYOI Feltham A IRP September 2024		HMYOI Feltham A March 2024	
Number of completed questionnaires returned		81		55	
n=number of valid responses to question (HMYOI Feltham A IRP 2024)					
LIVING CONDITIONS					
3.1	Is the temperature of your room or cell about right?	n=78	12%	44%	
3.2	Can you shower everyday?	n=77	79%	91%	
3.3	Do you normally have enough clean, suitable clothes for the week?	n=78	64%	77%	
3.4	Do you have clean sheets every week?	n=76	57%	81%	
3.5	Can you get your stored property if you need it?	n=73	55%	65%	
3.6	Is it normally quiet enough for you to relax or sleep at night?	n=74	43%	75%	
3.7	Do you usually spend more than 2 hours out of your cell or room on weekdays?	n=79	33%	77%	
3.8	Do you usually spend more than 2 hours out of your cell or room on Saturdays and Sundays?	n=74	28%	51%	
FOOD AND CANTEEN					
4.1	Is the food here very / quite good?	n=74	32%	44%	
4.2	Do you get enough to eat at mealtimes always / most of the time?	n=76	38%	46%	
4.3	Does the shop / canteen sell the things that you need?	n=76	54%	51%	
HEALTH AND WELL-BEING					
5.1	Is it easy to see:				
	Doctor?	n=78	29%	49%	
	Nurse?	n=76	59%	84%	
	Dentist?	n=77	9%	19%	
	Mental health worker?	n=77	31%	60%	
5.2	Do you have any health problems (including mental health problems)?	n=79	48%	37%	
For those who have health problems:					
5.3	Have you been helped with your health problems since you have been here?	n=37	51%	59%	
5.4	Do you have a disability? This includes any physical, mental or learning needs that affect your day-to-day life.	n=78	32%	28%	
For those who have a disability					
5.5	Are you getting the support you need?	n=23	30%	43%	
5.6	Did you have an alcohol problem when you came here?	n=78	1%	4%	
5.7	Did you have a drug problem when you came here?	n=77	19%	22%	
For those who did have a drug or alcohol problem					
5.8	Have you been helped with your drug or alcohol problem since you've been here?	n=15	13%	17%	
5.9	Can you spend time outside in the fresh air most days (not counting time spent going to and from activities)?	n=76	57%	74%	
5.10	Do you go to the gym or play sports more than once a week?	n=77	29%	33%	

Shading is used to indicate statistical significance*, as follows:

	Green shading shows results that are significantly more positive than the comparator
	Blue shading shows results that are significantly more negative than the comparator
	Orange shading shows significant differences in demographics and background information
	No shading means that differences are not significant and may have occurred by chance
	Grey shading indicates that we have no valid data for this question

* less than 1% probability that the difference is due to chance

		HMYOI Feltham A IRP September 2024		HMYOI Feltham A March 2024	
Number of completed questionnaires returned		81		55	
n=number of valid responses to question (HMYOI Feltham A IRP 2024)					
COMPLAINTS					
6.1	Do you know how to make a complaint?	n=78	74%	80%	
For those who have made a complaint:					
6.2	Were your complaints usually dealt with fairly?	n=29	24%	15%	
	Were your complaints usually dealt with within 7 days?	n=28	36%	21%	
6.3	Have you ever felt too scared to make a complaint?	n=50	16%	22%	
SAFETY AND SECURITY					
7.1	Have you ever felt unsafe here?	n=76	46%	35%	
7.2	Do you feel unsafe now?	n=76	18%	8%	
7.4	Is your emergency call bell or intercom normally answered within 5 minutes?	n=74	51%	53%	
7.5	Have other young people here ever done any of the following to you?				
	Verbal abuse?	n=74	59%	53%	
	Threats or intimidation?	n=74	45%	36%	
	Physical assault?	n=74	31%	30%	
	Sexual assault?	n=74	0%	2%	
	Being forced to assault another young person?	n=74	7%	4%	
	Theft of canteen or property?	n=74	5%	4%	
	Other bullying or victimisation?	n=74	12%	4%	
	Young people here have not done any of these things to me	n=74	39%	47%	
7.6	If you were being bullied / victimised by other young people here, would you report it?	n=65	17%	26%	
7.7	Have staff here ever done any of the following to you?				
	Verbal abuse?	n=70	39%	33%	
	Threats or intimidation?	n=70	23%	20%	
	Physical assault?	n=70	20%	13%	
	Sexual assault?	n=70	1%	2%	
	Theft of canteen or property?	n=70	10%	11%	
	Other bullying / victimisation?	n=70	7%	9%	
	Staff here have not done any of these things to me	n=70	57%	52%	
7.8	If you were being bullied / victimised by staff here, would you report it?	n=69	35%	48%	

Shading is used to indicate statistical significance*, as follows:

	Green shading shows results that are significantly more positive than the comparator
	Blue shading shows results that are significantly more negative than the comparator
	Orange shading shows significant differences in demographics and background information
	No shading means that differences are not significant and may have occurred by chance
	Grey shading indicates that we have no valid data for this question

* less than 1% probability that the difference is due to chance

		HMYOI Feltham A IRP September 2024		HMYOI Feltham A March 2024	
Number of completed questionnaires returned		81		55	
n=number of valid responses to question (HMYOI Feltham A IRP 2024)					
BEHAVIOUR MANAGEMENT					
8.1	Do the rewards or incentives for good behaviour encourage you to behave well?	n=72	19%	41%	
8.2	Do you think the system of rewards or incentives is fair?	n=73	19%	24%	
8.3	Do staff usually let you know when your behaviour is good?	n=74	42%	55%	
8.4	If you get in trouble, do staff usually explain what you have done wrong?	n=59	66%	70%	
8.5	Have you been physically restrained (e.g. MMPR) since you have been here?	n=73	66%	74%	
For those who have been restrained:					
8.5	Did a member of staff come and talk to you about it afterwards?	n=48	58%	72%	
8.6	Since you have been here, have you ever been kept locked up and stopped from mixing with other young people as a punishment? (This might include time spent in a segregation unit or in your own room)	n=70	51%	50%	
STAFF					
9.1	Do you feel cared for by most staff here?	n=69	55%	66%	
9.2	Do most staff here treat you with respect?	n=70	74%	84%	
9.3	If you had a problem, are there any staff here you could turn to for help?	n=76	68%	78%	
FAITH					
10.1	Do you have a religion?	n=74	81%	85%	
For those who have a religion:					
10.2	Are your religious beliefs respected here?	n=56	75%	93%	
10.3	Are you able to speak to a Chaplain of your faith in private, if you want to?	n=57	74%	95%	
KEEPING IN TOUCH WITH FAMILY AND FRIENDS					
11.1	Has anyone here helped you to keep in touch with your family / friends?	n=71	65%	71%	
11.2	Is it quite / very easy for your family and friends to get here?	n=73	34%	47%	
11.3	Do you get visits from family or friends?	n=73	63%	78%	
For those who do get visits:					
11.3	Do you get visits from family or friends once a week or more?	n=46	22%	31%	
11.4	Do you get secure video calls from family or friends?	n=73	14%	18%	
For those who do get visits:					
11.4	Do you get secure video from family or friends once a week or more?	n=10	10%	22%	

Shading is used to indicate statistical significance*, as follows:

	Green shading shows results that are significantly more positive than the comparator
	Blue shading shows results that are significantly more negative than the comparator
	Orange shading shows significant differences in demographics and background information
	No shading means that differences are not significant and may have occurred by chance
	Grey shading indicates that we have no valid data for this question

* less than 1% probability that the difference is due to chance

		HMYOI Feltham A IRP September 2024		HMYOI Feltham A March 2024	
Number of completed questionnaires returned		81		55	
n=number of valid responses to question (HMYOI Feltham A IRP 2024)					
EDUCATION AND TRAINING					
12.1	Are you doing any of the following activities at the moment:				
	Education? n=70	54%		90%	
	Training for a job (vocational training)? n=70	3%		20%	
	Paid work? n=70	7%		10%	
	Interventions (e.g. offending behaviour programmes)? n=70	20%		22%	
	Not doing any of these activities n=70	39%		8%	
12.2	Do staff encourage you to attend education, training or work? n=71	66%		78%	
12.3	Have you learned anything here that will help you when you are released (e.g. education or skills)? n=70	39%		53%	
PREPARING TO MOVE ON					
13.1	Is there a plan that you discuss in meetings with your YOT worker which sets out what you need to work on while you are here (e.g. your targets or objectives)? n=70	37%		60%	
For those who do have a plan:					
13.2	Do you understand what you need to do to achieve your objectives or targets? n=26	96%		100%	
13.3	Are staff here supporting you to achieve your objectives or targets? n=26	65%		71%	
13.4	Is anybody here helping you to prepare for when you leave? n=68	22%		35%	
13.5	Have you had a say in what will happen to you when you leave here? n=68	28%		43%	
FINAL QUESTIONS ABOUT THIS STC/YOI					
14.1	Do you think your experiences here have made you less likely to offend in the future? n=66	41%		53%	

HMYOI Feltham A September 2024

Comparison of survey responses from different residential locations

In this table responses from single communities (C and E wing) are compared with those from the rest of the establishment.

Please note that these analyses are based on summary data from selected survey questions only.

Shading is used to indicate statistical significance*, as follows:

	Green shading shows results that are significantly more positive than the comparator
	Blue shading shows results that are significantly more negative than the comparator
	Orange shading shows significant differences in demographics and background information
	No shading means that differences are not significant and may have occurred by chance
	Grey shading indicates that we have no valid data for this question

* less than 1% probability that the difference is due to chance

	Single communities (C and E wing)	The rest of the establishment
Number of completed questionnaires returned	28	53

DEMOGRAPHICS AND OTHER BACKGROUND INFORMATION			
1.2	Are you under 15 years of age?	0%	0%
	Are you aged 18 or over?	29%	23%
1.3	Is your gender female, non-binary or other?	0%	0%
1.4	Are you from an ethnic group other than white?	57%	77%
1.5	Do you have any children?	11%	10%
1.6	Are you from a traveller community?	19%	6%
1.7	Have you ever been in local authority care?	62%	80%
1.8	Are you sentenced?	44%	50%
5.2	Do you have any health problems (including mental health problems)?	54%	45%
5.4	Do you have a disability? This includes any physical, mental or learning needs that affect your day-to-day life.	26%	35%
10.1	Are you Muslim?	21%	46%
ARRIVAL AND INDUCTION			
2.1	Were you searched in reception/admissions?	96%	96%
For those who had been searched:			
2.1	Was this search done in a respectful way?	77%	76%
2.2	Overall, were you treated well in reception/admission?	73%	75%
2.3	When you first arrived, did you have any problems or worries?	69%	77%
For those who had any problems when they first arrived:			
2.3	Did staff help you to deal with these problems or worries?	33%	48%
2.4	Did you feel safe on your first night here?	67%	71%
2.5	In your first few days, were you told everything you needed to know about life here?	52%	59%

Shading is used to indicate statistical significance*, as follows:

	Green shading shows results that are significantly more positive than the comparator
	Blue shading shows results that are significantly more negative than the comparator
	Orange shading shows significant differences in demographics and background information
	No shading means that differences are not significant and may have occurred by chance
	Grey shading indicates that we have no valid data for this question

* less than 1% probability that the difference is due to chance

	Single communities (C and E wing)	The rest of the establishment
Number of completed questionnaires returned	28	53

LIVING CONDITIONS			
3.1	Is the temperature of your room or cell about right?	8%	13%
3.2	Can you shower everyday?	81%	78%
3.3	Do you normally have enough clean, suitable clothes for the week?	70%	61%
3.4	Do you have clean sheets every week?	65%	52%
3.5	Can you get your stored property if you need it?	65%	49%
3.6	Is it normally quiet enough for you to relax or sleep at night?	57%	35%
3.7	Do you usually spend more than 2 hours out of your cell or room on weekdays?	68%	14%
3.8	Do you usually spend more than 2 hours out of your cell or room on Saturdays and Sundays?	59%	11%
FOOD AND CANTEEN			
4.1	Is the food here very / quite good?	27%	35%
4.2	Do you get enough to eat at mealtimes always / most of the time?	54%	29%
4.3	Does the shop / canteen sell the things that you need?	50%	56%
HEALTH AND WELL-BEING			
5.1	Is it easy to see:		
	Doctor?	29%	30%
	Nurse?	48%	65%
	Dentist?	8%	10%
	Mental health worker?	19%	37%
5.2	Do you have any health problems (including mental health problems)?	54%	45%
For those who have health problems:			
5.3	Have you been helped with your health problems since you have been here?	47%	55%
5.4	Do you have a disability? This includes any physical, mental or learning needs that affect your day-to-day life.	26%	35%
For those who have a disability			
5.5	Are you getting the support you need?	29%	31%
5.6	Did you have an alcohol problem when you came here?	0%	2%
5.7	Did you have a drug problem when you came here?	26%	16%
For those who did have a drug or alcohol problem			
5.8	Have you been helped with your drug or alcohol problem since you've been here?	0%	22%
5.9	Can you spend time outside in the fresh air most days (not counting time spent going to and from activities)?	69%	50%
5.10	Do you go to the gym or play sports more than once a week?	74%	4%

Shading is used to indicate statistical significance*, as follows:

	Green shading shows results that are significantly more positive than the comparator
	Blue shading shows results that are significantly more negative than the comparator
	Orange shading shows significant differences in demographics and background information
	No shading means that differences are not significant and may have occurred by chance
	Grey shading indicates that we have no valid data for this question

* less than 1% probability that the difference is due to chance

		Single communities (C and E wing)	The rest of the establishment
Number of completed questionnaires returned		28	53

COMPLAINTS			
6.1	Do you know how to make a complaint?	70%	76%
For those who have made a complaint:			
6.2	Were your complaints usually dealt with fairly?	25%	24%
	Were your complaints usually dealt with within 7 days?	38%	35%
6.3	Have you ever felt too scared to make a complaint?	8%	19%
SAFETY AND SECURITY			
7.1	Have you ever felt unsafe here?	44%	47%
7.2	Do you feel unsafe now?	15%	20%
7.4	Is your emergency call bell or intercom normally answered within 5 minutes?	36%	59%
7.5	Have other young people here ever done any of the following to you?		
	Verbal abuse?	48%	65%
	Threats or intimidation?	32%	51%
	Physical assault?	24%	35%
	Sexual assault?	0%	0%
	Being forced to assault another young person?	4%	8%
	Theft of canteen or property?	4%	6%
	Other bullying or victimisation?	8%	14%
	Young people here have not done any of these things to me	52%	33%
7.6	If you were being bullied / victimised by other young people here, would you report it?	17%	17%
7.7	Have staff here ever done any of the following to you?		
	Verbal abuse?	35%	41%
	Threats or intimidation?	19%	25%
	Physical assault?	15%	23%
	Sexual assault?	0%	2%
	Theft of canteen or property?	8%	11%
	Other bullying / victimisation?	4%	9%
	Staff here have not done any of these things to me	62%	55%
7.8	If you were being bullied / victimised by staff here, would you report it?	43%	30%

Shading is used to indicate statistical significance*, as follows:

	Green shading shows results that are significantly more positive than the comparator
	Blue shading shows results that are significantly more negative than the comparator
	Orange shading shows significant differences in demographics and background information
	No shading means that differences are not significant and may have occurred by chance
	Grey shading indicates that we have no valid data for this question

* less than 1% probability that the difference is due to chance

		Single communities (C and E wing)	The rest of the establishment
Number of completed questionnaires returned		28	53

BEHAVIOUR MANAGEMENT			
8.1	Do the rewards or incentives for good behaviour encourage you to behave well?	31%	13%
8.2	Do you think the system of rewards or incentives is fair?	26%	15%
8.3	Do staff usually let you know when your behaviour is good?	42%	42%
8.4	If you get in trouble, do staff usually explain what you have done wrong?	65%	67%
8.5	Have you been physically restrained (e.g. MMPR) since you have been here?	38%	81%
For those who have been restrained:			
8.5	Did a member of staff come and talk to you about it afterwards?	60%	58%
8.6	Since you have been here, have you ever been kept locked up and stopped from mixing with other young people as a punishment? (This might include time spent in a segregation unit or in your own room)	44%	56%
STAFF			
9.1	Do you feel cared for by most staff here?	58%	53%
9.2	Do most staff here treat you with respect?	84%	69%
9.3	If you had a problem, are there any staff here you could turn to for help?	69%	68%
FAITH			
10.1	Do you have a religion?	88%	78%
For those who have a religion:			
10.2	Are your religious beliefs respected here?	75%	75%
10.3	Are you able to speak to a Chaplain of your faith in private, if you want to?	62%	81%
KEEPING IN TOUCH WITH FAMILY AND FRIENDS			
11.1	Has anyone here helped you to keep in touch with your family / friends?	63%	66%
11.2	Is it quite / very easy for your family and friends to get here?	29%	37%
11.3	Do you get visits from family or friends?	79%	55%
For those who do get visits:			
11.3	Do you get visits from family or friends once a week or more?	42%	7%
11.4	Do you get secure video calls from family or friends?	13%	14%
For those who do get visits:			
11.4	Do you get secure video from family or friends once a week or more?	33%	0%

Shading is used to indicate statistical significance*, as follows:

	Green shading shows results that are significantly more positive than the comparator
	Blue shading shows results that are significantly more negative than the comparator
	Orange shading shows significant differences in demographics and background information
	No shading means that differences are not significant and may have occurred by chance
	Grey shading indicates that we have no valid data for this question

* less than 1% probability that the difference is due to chance

	Single communities (C and E wing)	The rest of the establishment
Number of completed questionnaires returned	28	53

EDUCATION AND TRAINING			
12.1	Are you doing any of the following activities at the moment:		
	Education?	78%	43%
	Training for a job (vocational training)?	9%	0%
	Paid work?	22%	0%
	Interventions (e.g. offending behaviour programmes)?	13%	23%
	Not doing any of these activities	17%	49%
12.2	Do staff encourage you to attend education, training or work?	58%	70%
12.3	Have you learned anything here that will help you when you are released (e.g. education or skills)?	38%	39%
PREPARING TO MOVE ON			
13.1	Is there a plan that you discuss in meetings with your YOT worker which sets out what you need to work on while you are here (e.g. your targets or objectives)?	30%	40%
For those who do have a plan:			
13.2	Do you understand what you need to do to achieve your objectives or targets?	83%	100%
13.3	Are staff here supporting you to achieve your objectives or targets?	67%	65%
13.4	Is anybody here helping you to prepare for when you leave?	13%	27%
13.5	Have you had a say in what will happen to you when you leave here?	30%	27%
FINAL QUESTIONS ABOUT THIS STC/YOI			
14.1	Do you think your experiences here have made you less likely to offend in the future?	36%	43%

HMYOI Feltham A IRP September 2024
Comparison of survey responses from different residential locations

In this table responses from children on remand or waiting to be sentenced are compared with children who are sentenced.

Please note that these analyses are based on summary data from selected survey questions only.

Shading is used to indicate statistical significance*, as follows:

	Green shading shows results that are significantly more positive than the comparator
	Blue shading shows results that are significantly more negative than the comparator
	Orange shading shows significant differences in demographics and background information
	No shading means that differences are not significant and may have occurred by chance
	Grey shading indicates that we have no valid data for this question

* less than 1% probability that the difference is due to chance

	On remand or waiting to be sentenced	Sentenced
Number of completed questionnaires returned	41	38

DEMOGRAPHICS AND OTHER BACKGROUND INFORMATION			
1.2	Are you under 15 years of age?	0%	0%
	Are you aged 18 or over?	24%	26%
1.3	Is your gender female, non-binary or other?	0%	0%
1.4	Are you from an ethnic group other than white?	63%	76%
1.5	Do you have any children?	10%	11%
1.6	Are you from a traveller community?	17%	3%
1.7	Have you ever been in local authority care?	75%	73%
1.8	Are you sentenced?		
5.2	Do you have any health problems (including mental health problems)?	55%	42%
5.4	Do you have a disability? This includes any physical, mental or learning needs that affect your day-to-day life.	41%	21%
10.1	Are you Muslim?	31%	44%
ARRIVAL AND INDUCTION			
2.1	Were you searched in reception/admissions?	98%	95%
For those who had been searched:			
2.1	Was this search done in a respectful way?	75%	78%
2.2	Overall, were you treated well in reception/admission?	75%	73%
2.3	When you first arrived, did you have any problems or worries?	78%	71%
For those who had any problems when they first arrived:			
2.3	Did staff help you to deal with these problems or worries?	42%	44%
2.4	Did you feel safe on your first night here?	68%	71%
2.5	In your first few days, were you told everything you needed to know about life here?	48%	66%

Shading is used to indicate statistical significance*, as follows:

	Green shading shows results that are significantly more positive than the comparator
	Blue shading shows results that are significantly more negative than the comparator
	Orange shading shows significant differences in demographics and background information
	No shading means that differences are not significant and may have occurred by chance
	Grey shading indicates that we have no valid data for this question

* less than 1% probability that the difference is due to chance

	On remand or waiting to be sentenced	Sentenced
Number of completed questionnaires returned	41	38

LIVING CONDITIONS			
3.1	Is the temperature of your room or cell about right?	10%	14%
3.2	Can you shower everyday?	75%	84%
3.3	Do you normally have enough clean, suitable clothes for the week?	61%	68%
3.4	Do you have clean sheets every week?	43%	72%
3.5	Can you get your stored property if you need it?	39%	71%
3.6	Is it normally quiet enough for you to relax or sleep at night?	41%	44%
3.7	Do you usually spend more than 2 hours out of your cell or room on weekdays?	28%	37%
3.8	Do you usually spend more than 2 hours out of your cell or room on Saturdays and Sundays?	26%	29%
FOOD AND CANTEEN			
4.1	Is the food here very / quite good?	30%	36%
4.2	Do you get enough to eat at mealtimes always / most of the time?	38%	36%
4.3	Does the shop / canteen sell the things that you need?	46%	61%
HEALTH AND WELL-BEING			
5.1	Is it easy to see:		
	Doctor?	28%	32%
	Nurse?	62%	57%
	Dentist?	8%	11%
	Mental health worker?	26%	37%
5.2	Do you have any health problems (including mental health problems)?	55%	42%
For those who have health problems:			
5.3	Have you been helped with your health problems since you have been here?	48%	56%
5.4	Do you have a disability? This includes any physical, mental or learning needs that affect your day-to-day life.	41%	21%
For those who have a disability			
5.5	Are you getting the support you need?	33%	29%
5.6	Did you have an alcohol problem when you came here?	3%	0%
5.7	Did you have a drug problem when you came here?	21%	19%
For those who did have a drug or alcohol problem			
5.8	Have you been helped with your drug or alcohol problem since you've been here?	13%	14%
5.9	Can you spend time outside in the fresh air most days (not counting time spent going to and from activities)?	42%	70%
5.10	Do you go to the gym or play sports more than once a week?	31%	24%

Shading is used to indicate statistical significance*, as follows:

	Green shading shows results that are significantly more positive than the comparator
	Blue shading shows results that are significantly more negative than the comparator
	Orange shading shows significant differences in demographics and background information
	No shading means that differences are not significant and may have occurred by chance
	Grey shading indicates that we have no valid data for this question

* less than 1% probability that the difference is due to chance

		On remand or waiting to be sentenced	Sentenced
Number of completed questionnaires returned		41	38

COMPLAINTS			
6.1	Do you know how to make a complaint?	69%	79%
For those who have made a complaint:			
6.2	Were your complaints usually dealt with fairly?	20%	29%
	Were your complaints usually dealt with within 7 days?	31%	42%
6.3	Have you ever felt too scared to make a complaint?	8%	24%
SAFETY AND SECURITY			
7.1	Have you ever felt unsafe here?	61%	32%
7.2	Do you feel unsafe now?	24%	13%
7.4	Is your emergency call bell or intercom normally answered within 5 minutes?	50%	51%
7.5	Have other young people here ever done any of the following to you?		
	Verbal abuse?	62%	58%
	Threats or intimidation?	46%	44%
	Physical assault?	32%	31%
	Sexual assault?	0%	0%
	Being forced to assault another young person?	8%	6%
	Theft of canteen or property?	8%	3%
	Other bullying or victimisation?	14%	11%
	Young people here have not done any of these things to me	35%	42%
7.6	If you were being bullied / victimised by other young people here, would you report it?	19%	15%
7.7	Have staff here ever done any of the following to you?		
	Verbal abuse?	32%	43%
	Threats or intimidation?	18%	29%
	Physical assault?	26%	14%
	Sexual assault?	0%	3%
	Theft of canteen or property?	9%	11%
	Other bullying / victimisation?	6%	9%
	Staff here have not done any of these things to me	62%	54%
7.8	If you were being bullied / victimised by staff here, would you report it?	39%	30%

Shading is used to indicate statistical significance*, as follows:

	Green shading shows results that are significantly more positive than the comparator
	Blue shading shows results that are significantly more negative than the comparator
	Orange shading shows significant differences in demographics and background information
	No shading means that differences are not significant and may have occurred by chance
	Grey shading indicates that we have no valid data for this question

* less than 1% probability that the difference is due to chance

	On remand or waiting to be sentenced	Sentenced
Number of completed questionnaires returned	41	38

BEHAVIOUR MANAGEMENT			
8.1	Do the rewards or incentives for good behaviour encourage you to behave well?	16%	24%
8.2	Do you think the system of rewards or incentives is fair?	16%	20%
8.3	Do staff usually let you know when your behaviour is good?	35%	47%
8.4	If you get in trouble, do staff usually explain what you have done wrong?	63%	68%
8.5	Have you been physically restrained (e.g. MMPR) since you have been here?	73%	60%
For those who have been restrained:			
8.5	Did a member of staff come and talk to you about it afterwards?	48%	71%
8.6	Since you have been here, have you ever been kept locked up and stopped from mixing with other young people as a punishment? (This might include time spent in a segregation unit or in your own room)	52%	50%
STAFF			
9.1	Do you feel cared for by most staff here?	68%	44%
9.2	Do most staff here treat you with respect?	83%	65%
9.3	If you had a problem, are there any staff here you could turn to for help?	63%	75%
FAITH			
10.1	Do you have a religion?	75%	86%
For those who have a religion:			
10.2	Are your religious beliefs respected here?	58%	90%
10.3	Are you able to speak to a Chaplain of your faith in private, if you want to?	65%	83%
KEEPING IN TOUCH WITH FAMILY AND FRIENDS			
11.1	Has anyone here helped you to keep in touch with your family / friends?	53%	75%
11.2	Is it quite / very easy for your family and friends to get here?	27%	40%
11.3	Do you get visits from family or friends?	58%	67%
For those who do get visits:			
11.3	Do you get visits from family or friends once a week or more?	24%	21%
11.4	Do you get secure video calls from family or friends?	6%	22%
For those who do get visits:			
11.4	Do you get secure video from family or friends once a week or more?	0%	13%

Shading is used to indicate statistical significance*, as follows:

	Green shading shows results that are significantly more positive than the comparator
	Blue shading shows results that are significantly more negative than the comparator
	Orange shading shows significant differences in demographics and background information
	No shading means that differences are not significant and may have occurred by chance
	Grey shading indicates that we have no valid data for this question

* less than 1% probability that the difference is due to chance

	On remand or waiting to be sentenced	Sentenced
Number of completed questionnaires returned	41	38






EDUCATION AND TRAINING			
12.1	Are you doing any of the following activities at the moment:		
	Education?	48%	58%
	Training for a job (vocational training)?	6%	0%
	Paid work?	6%	8%
	Interventions (e.g. offending behaviour programmes)?	15%	25%
	Not doing any of these activities	42%	36%
12.2	Do staff encourage you to attend education, training or work?	66%	69%
12.3	Have you learned anything here that will help you when you are released (e.g. education or skills)?	34%	44%
PREPARING TO MOVE ON			
13.1	Is there a plan that you discuss in meetings with your YOT worker which sets out what you need to work on while you are here (e.g. your targets or objectives)?	34%	41%
For those who do have a plan:			
13.2	Do you understand what you need to do to achieve your objectives or targets?	92%	100%
13.3	Are staff here supporting you to achieve your objectives or targets?	75%	57%
13.4	Is anybody here helping you to prepare for when you leave?	21%	24%
13.5	Have you had a say in what will happen to you when you leave here?	19%	37%
FINAL QUESTIONS ABOUT THIS STC/YOI			
14.1	Do you think your experiences here have made you less likely to offend in the future?	51%	30%

HMYOI Feltham A September 2024
Comparison of survey responses between different sub-
populations of children

In this table responses of children aged 18 or over compared with responses of children under 18.

Please note that these analyses are based on summary data from selected survey questions only.

Shading is used to indicate statistical significance*, as follows:

-  Green shading shows results that are significantly more positive than the comparator
-  Blue shading shows results that are significantly more negative than the comparator
-  Orange shading shows significant differences in demographics and background information
-  No shading means that differences are not significant and may have occurred by chance
-  Grey shading indicates that we have no valid data for this question

** less than 1% probability that the difference is due to chance*

	18 or over	Under 18
Number of completed questionnaires returned	20	60

DEMOGRAPHICS AND OTHER BACKGROUND INFORMATION			
1.2	Are you under 15 years of age?	0%	0%
	Are you aged 18 or over?		
1.3	Is your gender female, non-binary or other?	0%	0%
1.4	Are you from an ethnic group other than white?	65%	72%
1.5	Do you have any children?	5%	12%
1.6	Are you from a traveller community?	10%	10%
1.7	Have you ever been in local authority care?	68%	76%
1.8	Are you sentenced?	50%	47%
5.2	Do you have any health problems (including mental health problems)?	55%	46%
5.4	Do you have a disability? This includes any physical, mental or learning needs that affect your day-to-day life.	30%	33%
10.1	Are you Muslim?	42%	35%
ARRIVAL AND INDUCTION			
2.1	Were you searched in reception/admissions?	100%	95%
For those who had been searched:			
2.1	Was this search done in a respectful way?	70%	79%
2.2	Overall, were you treated well in reception/admission?	65%	77%
2.3	When you first arrived, did you have any problems or worries?	85%	71%
For those who had any problems when they first arrived:			
2.3	Did staff help you to deal with these problems or worries?	29%	49%
2.4	Did you feel safe on your first night here?	70%	69%
2.5	In your first few days, were you told everything you needed to know about life here?	35%	64%

Shading is used to indicate statistical significance*, as follows:

	Green shading shows results that are significantly more positive than the comparator
	Blue shading shows results that are significantly more negative than the comparator
	Orange shading shows significant differences in demographics and background information
	No shading means that differences are not significant and may have occurred by chance
	Grey shading indicates that we have no valid data for this question

* less than 1% probability that the difference is due to chance

	18 or over	Under 18
Number of completed questionnaires returned	20	60

LIVING CONDITIONS			
3.1	Is the temperature of your room or cell about right?	5%	14%
3.2	Can you shower everyday?	58%	86%
3.3	Do you normally have enough clean, suitable clothes for the week?	68%	63%
3.4	Do you have clean sheets every week?	55%	57%
3.5	Can you get your stored property if you need it?	58%	54%
3.6	Is it normally quiet enough for you to relax or sleep at night?	30%	48%
3.7	Do you usually spend more than 2 hours out of your cell or room on weekdays?	35%	32%
3.8	Do you usually spend more than 2 hours out of your cell or room on Saturdays and Sundays?	16%	33%
FOOD AND CANTEEN			
4.1	Is the food here very / quite good?	28%	34%
4.2	Do you get enough to eat at mealtimes always / most of the time?	25%	43%
4.3	Does the shop / canteen sell the things that you need?	32%	61%
HEALTH AND WELL-BEING			
5.1	Is it easy to see:		
	Doctor?	15%	34%
	Nurse?	50%	63%
	Dentist?	10%	9%
	Mental health worker?	10%	39%
5.2	Do you have any health problems (including mental health problems)?	55%	46%
For those who have health problems:			
5.3	Have you been helped with your health problems since you have been here?	55%	50%
5.4	Do you have a disability? This includes any physical, mental or learning needs that affect your day-to-day life.	30%	33%
For those who have a disability			
5.5	Are you getting the support you need?	33%	29%
5.6	Did you have an alcohol problem when you came here?	0%	2%
5.7	Did you have a drug problem when you came here?	35%	14%
For those who did have a drug or alcohol problem			
5.8	Have you been helped with your drug or alcohol problem since you've been here?	17%	11%
5.9	Can you spend time outside in the fresh air most days (not counting time spent going to and from activities)?	32%	65%
5.10	Do you go to the gym or play sports more than once a week?	33%	27%

Shading is used to indicate statistical significance*, as follows:

	Green shading shows results that are significantly more positive than the comparator
	Blue shading shows results that are significantly more negative than the comparator
	Orange shading shows significant differences in demographics and background information
	No shading means that differences are not significant and may have occurred by chance
	Grey shading indicates that we have no valid data for this question

* less than 1% probability that the difference is due to chance

	18 or over	Under 18
Number of completed questionnaires returned	20	60

COMPLAINTS			
6.1	Do you know how to make a complaint?	79%	73%
For those who have made a complaint:			
6.2	Were your complaints usually dealt with fairly?	22%	25%
	Were your complaints usually dealt with within 7 days?	20%	44%
6.3	Have you ever felt too scared to make a complaint?	25%	12%
SAFETY AND SECURITY			
7.1	Have you ever felt unsafe here?	53%	44%
7.2	Do you feel unsafe now?	21%	18%
7.4	Is your emergency call bell or intercom normally answered within 5 minutes?	32%	58%
7.5	Have other young people here ever done any of the following to you?		
	Verbal abuse?	67%	57%
	Threats or intimidation?	56%	41%
	Physical assault?	22%	34%
	Sexual assault?	0%	0%
	Being forced to assault another young person?	17%	4%
	Theft of canteen or property?	17%	2%
	Other bullying or victimisation?	17%	11%
	Young people here have not done any of these things to me	33%	41%
7.6	If you were being bullied / victimised by other young people here, would you report it?	21%	15%
7.7	Have staff here ever done any of the following to you?		
	Verbal abuse?	44%	37%
	Threats or intimidation?	39%	17%
	Physical assault?	44%	12%
	Sexual assault?	6%	0%
	Theft of canteen or property?	17%	8%
	Other bullying / victimisation?	17%	4%
	Staff here have not done any of these things to me	44%	62%
7.8	If you were being bullied / victimised by staff here, would you report it?	33%	35%

Shading is used to indicate statistical significance*, as follows:

	Green shading shows results that are significantly more positive than the comparator
	Blue shading shows results that are significantly more negative than the comparator
	Orange shading shows significant differences in demographics and background information
	No shading means that differences are not significant and may have occurred by chance
	Grey shading indicates that we have no valid data for this question

* less than 1% probability that the difference is due to chance

	18 or over	Under 18
Number of completed questionnaires returned	20	60

BEHAVIOUR MANAGEMENT			
8.1	Do the rewards or incentives for good behaviour encourage you to behave well?	5%	25%
8.2	Do you think the system of rewards or incentives is fair?	11%	22%
8.3	Do staff usually let you know when your behaviour is good?	26%	47%
8.4	If you get in trouble, do staff usually explain what you have done wrong?	61%	68%
8.5	Have you been physically restrained (e.g. MMPR) since you have been here?	79%	61%
For those who have been restrained:			
8.6	Did a member of staff come and talk to you about it afterwards?	53%	61%
8.7	Since you have been here, have you ever been kept locked up and stopped from mixing with other young people as a punishment? (This might include time spent in a segregation unit or in your own room)	53%	51%
STAFF			
9.1	Do you feel cared for by most staff here?	37%	62%
9.2	Do most staff here treat you with respect?	53%	82%
9.3	If you had a problem, are there any staff here you could turn to for help?	68%	70%
FAITH			
10.1	Do you have a religion?	84%	80%
For those who have a religion:			
10.2	Are your religious beliefs respected here?	81%	74%
10.3	Are you able to speak to a Chaplain of your faith in private, if you want to?	73%	74%
KEEPING IN TOUCH WITH FAMILY AND FRIENDS			
11.1	Has anyone here helped you to keep in touch with your family / friends?	63%	65%
11.2	Is it quite / very easy for your family and friends to get here?	11%	43%
11.3	Do you get visits from family or friends?	68%	61%
For those who do get visits:			
11.3	Do you get visits from family or friends once a week or more?	15%	24%
11.4	Do you get secure video calls from family or friends?	16%	13%
For those who do get visits:			
11.4	Do you get secure video from family or friends once a week or more?	0%	14%

Blue shading shows results that are significantly more negative than the comparator

No shading means that differences are not significant and may have occurred by chance

* less than 1% probability that the difference is due to chance

	18 or over	Under 18
Number of completed questionnaires returned	20	60

EDUCATION AND TRAINING			
12.1	Are you doing any of the following activities at the moment:		
	Education?	58%	53%
	Training for a job (vocational training)?	5%	2%
	Paid work?	11%	6%
	Interventions (e.g. offending behaviour programmes)?	11%	24%
	Not doing any of these activities	37%	39%
12.2	Do staff encourage you to attend education, training or work?	68%	65%
12.3	Have you learned anything here that will help you when you are released (e.g. education or skills)?	47%	35%
PREPARING TO MOVE ON			
13.1	Is there a plan that you discuss in meetings with your YOT worker which sets out what you need to work on while you are here (e.g. your targets or objectives)?	12%	45%
<i>For those who do have a plan:</i>			
13.2	Do you understand what you need to do to achieve your objectives or targets?	100%	96%
13.3	Are staff here supporting you to achieve your objectives or targets?	0%	74%
13.4	Is anybody here helping you to prepare for when you leave?	18%	24%
13.5	Have you had a say in what will happen to you when you leave here?	28%	28%
FINAL QUESTIONS ABOUT THIS STC/YOI			
14.1	Do you think your experiences here have made you less likely to offend in the future?	44%	40%

HMYOI Feltham A September 2024

Comparison of survey responses between different sub-populations of children

In this table responses of all other ethnic groups combined are compared with those of white children.

Please note that these analyses are based on summary data from selected survey questions only.

Shading is used to indicate statistical significance*, as follows:

- Green shading shows results that are significantly more positive than the comparator
- Blue shading shows results that are significantly more negative than the comparator
- Orange shading shows significant differences in demographics and background information
- No shading means that differences are not significant and may have occurred by chance
- Grey shading indicates that we have no valid data for this question

* less than 1% probability that the difference is due to chance

	All other ethnic groups combined	White children
Number of completed questionnaires returned	56	24

DEMOGRAPHICS AND OTHER BACKGROUND INFORMATION			
1.2	Are you under 15 years of age?	0%	0%
	Are you aged 18 or over?	23%	29%
1.3	Is your gender female, non-binary or other?	0%	0%
1.4	Are you from an ethnic group other than white?		
1.5	Do you have any children?	4%	25%
1.6	Are you from a traveller community?	2%	29%
1.7	Have you ever been in local authority care?	78%	65%
1.8	Are you sentenced?	53%	38%
5.2	Do you have any health problems (including mental health problems)?	38%	71%
5.4	Do you have a disability? This includes any physical, mental or learning needs that affect your day-to-day life.	27%	43%
10.1	Are you Muslim?	51%	5%
ARRIVAL AND INDUCTION			
2.1	Were you searched in reception/admissions?	96%	96%
For those who had been searched:			
2.1	Was this search done in a respectful way?	81%	65%
2.2	Overall, were you treated well in reception/admission?	75%	73%
2.3	When you first arrived, did you have any problems or worries?	73%	78%
For those who had any problems when they first arrived:			
2.3	Did staff help you to deal with these problems or worries?	48%	33%
2.4	Did you feel safe on your first night here?	74%	58%
2.5	In your first few days, were you told everything you needed to know about life here?	62%	43%

Shading is used to indicate statistical significance*, as follows:

	Green shading shows results that are significantly more positive than the comparator
	Blue shading shows results that are significantly more negative than the comparator
	Orange shading shows significant differences in demographics and background information
	No shading means that differences are not significant and may have occurred by chance
	Grey shading indicates that we have no valid data for this question

* less than 1% probability that the difference is due to chance

	All other ethnic groups combined	White children
Number of completed questionnaires returned	56	24

LIVING CONDITIONS			
3.1	Is the temperature of your room or cell about right?	13%	8%
3.2	Can you shower everyday?	75%	88%
3.3	Do you normally have enough clean, suitable clothes for the week?	65%	63%
3.4	Do you have clean sheets every week?	58%	52%
3.5	Can you get your stored property if you need it?	52%	61%
3.6	Is it normally quiet enough for you to relax or sleep at night?	48%	33%
3.7	Do you usually spend more than 2 hours out of your cell or room on weekdays?	35%	29%
3.8	Do you usually spend more than 2 hours out of your cell or room on Saturdays and Sundays?	27%	30%
FOOD AND CANTEEN			
4.1	Is the food here very / quite good?	39%	17%
4.2	Do you get enough to eat at mealtimes always / most of the time?	40%	33%
4.3	Does the shop / canteen sell the things that you need?	56%	50%
HEALTH AND WELL-BEING			
5.1	Is it easy to see:		
	Doctor?	35%	17%
	Nurse?	65%	45%
	Dentist?	9%	9%
	Mental health worker?	39%	13%
5.2	Do you have any health problems (including mental health problems)?	38%	71%
For those who have health problems:			
5.3	Have you been helped with your health problems since you have been here?	60%	41%
5.4	Do you have a disability? This includes any physical, mental or learning needs that affect your day-to-day life.	27%	43%
For those who have a disability			
5.5	Are you getting the support you need?	31%	30%
5.6	Did you have an alcohol problem when you came here?	0%	4%
5.7	Did you have a drug problem when you came here?	9%	43%
For those who did have a drug or alcohol problem			
5.8	Have you been helped with your drug or alcohol problem since you've been here?	0%	20%
5.9	Can you spend time outside in the fresh air most days (not counting time spent going to and from activities)?	52%	68%
5.10	Do you go to the gym or play sports more than once a week?	24%	39%

Shading is used to indicate statistical significance*, as follows:

	Green shading shows results that are significantly more positive than the comparator
	Blue shading shows results that are significantly more negative than the comparator
	Orange shading shows significant differences in demographics and background information
	No shading means that differences are not significant and may have occurred by chance
	Grey shading indicates that we have no valid data for this question

* less than 1% probability that the difference is due to chance

	All other ethnic groups combined	White children
Number of completed questionnaires returned	56	24

COMPLAINTS			
6.1	Do you know how to make a complaint?	80%	61%
For those who have made a complaint:			
6.2	Were your complaints usually dealt with fairly?	24%	25%
	Were your complaints usually dealt with within 7 days?	35%	38%
6.3	Have you ever felt too scared to make a complaint?	11%	27%
SAFETY AND SECURITY			
7.1	Have you ever felt unsafe here?	41%	59%
7.2	Do you feel unsafe now?	17%	23%
7.4	Is your emergency call bell or intercom normally answered within 5 minutes?	54%	45%
7.5	Have other young people here ever done any of the following to you?		
	Verbal abuse?	55%	71%
	Threats or intimidation?	40%	57%
	Physical assault?	25%	48%
	Sexual assault?	0%	0%
	Being forced to assault another young person?	6%	10%
	Theft of canteen or property?	4%	10%
	Other bullying or victimisation?	9%	19%
	Young people here have not done any of these things to me	45%	24%
7.6	If you were being bullied / victimised by other young people here, would you report it?	13%	25%
7.7	Have staff here ever done any of the following to you?		
	Verbal abuse?	42%	32%
	Threats or intimidation?	23%	23%
	Physical assault?	23%	14%
	Sexual assault?	2%	0%
	Theft of canteen or property?	10%	9%
	Other bullying / victimisation?	8%	5%
	Staff here have not done any of these things to me	54%	64%
7.8	If you were being bullied / victimised by staff here, would you report it?	40%	24%

Shading is used to indicate statistical significance*, as follows:

	Green shading shows results that are significantly more positive than the comparator
	Blue shading shows results that are significantly more negative than the comparator
	Orange shading shows significant differences in demographics and background information
	No shading means that differences are not significant and may have occurred by chance
	Grey shading indicates that we have no valid data for this question

* less than 1% probability that the difference is due to chance

	All other ethnic groups combined	White children
Number of completed questionnaires returned	56	24

BEHAVIOUR MANAGEMENT			
8.1	Do the rewards or incentives for good behaviour encourage you to behave well?	18%	22%
8.2	Do you think the system of rewards or incentives is fair?	18%	22%
8.3	Do staff usually let you know when your behaviour is good?	43%	39%
8.4	If you get in trouble, do staff usually explain what you have done wrong?	72%	55%
8.5	Have you been physically restrained (e.g. MMPR) since you have been here?	67%	64%
For those who have been restrained:			
8.6	Did a member of staff come and talk to you about it afterwards?	68%	36%
8.7	Since you have been here, have you ever been kept locked up and stopped from mixing with other young people as a punishment? (This might include time spent in a segregation unit or in your own room)	60%	32%
STAFF			
9.1	Do you feel cared for by most staff here?	48%	71%
9.2	Do most staff here treat you with respect?	73%	77%
9.3	If you had a problem, are there any staff here you could turn to for help?	72%	64%
FAITH			
10.1	Do you have a religion?	88%	64%
For those who have a religion:			
10.2	Are your religious beliefs respected here?	84%	50%
10.3	Are you able to speak to a Chaplain of your faith in private, if you want to?	77%	64%
KEEPING IN TOUCH WITH FAMILY AND FRIENDS			
11.1	Has anyone here helped you to keep in touch with your family / friends?	76%	41%
11.2	Is it quite / very easy for your family and friends to get here?	37%	27%
11.3	Do you get visits from family or friends?	65%	59%
For those who do get visits:			
11.3	Do you get visits from family or friends once a week or more?	18%	31%
11.4	Do you get secure video calls from family or friends?	12%	18%
For those who do get visits:			
11.4	Do you get secure video from family or friends once a week or more?	0%	25%

Shading is used to indicate statistical significance*, as follows:

	Green shading shows results that are significantly more positive than the comparator
	Blue shading shows results that are significantly more negative than the comparator
	Orange shading shows significant differences in demographics and background information
	No shading means that differences are not significant and may have occurred by chance
	Grey shading indicates that we have no valid data for this question

* less than 1% probability that the difference is due to chance

	All other ethnic groups combined	White children
Number of completed questionnaires returned	56	24

EDUCATION AND TRAINING			
12.1	Are you doing any of the following activities at the moment:		
	Education?	53%	57%
	Training for a job (vocational training)?	2%	5%
	Paid work?	4%	14%
	Interventions (e.g. offending behaviour programmes)?	22%	14%
	Not doing any of these activities	41%	33%
12.2	Do staff encourage you to attend education, training or work?	69%	59%
12.3	Have you learned anything here that will help you when you are released (e.g. education or skills)?	42%	32%
PREPARING TO MOVE ON			
13.1	Is there a plan that you discuss in meetings with your YOT worker which sets out what you need to work on while you are here (e.g. your targets or objectives)?	42%	27%
	For those who do have a plan:		
13.2	Do you understand what you need to do to achieve your objectives or targets?	95%	100%
13.3	Are staff here supporting you to achieve your objectives or targets?	60%	83%
13.4	Is anybody here helping you to prepare for when you leave?	24%	18%
13.5	Have you had a say in what will happen to you when you leave here?	30%	24%
FINAL QUESTIONS ABOUT THIS STC/YOI			
14.1	Do you think your experiences here have made you less likely to offend in the future?	39%	45%

HMYOI Feltham A IRP September 2024
Comparison of survey responses between different sub-
populations of children

In this table responses of Muslim children are compared with those of non-Muslim children.

Please note that these analyses are based on summary data from selected survey questions only.

Shading is used to indicate statistical significance*, as follows:

	Green shading shows results that are significantly more positive than the comparator
	Blue shading shows results that are significantly more negative than the comparator
	Orange shading shows significant differences in demographics and background information
	No shading means that differences are not significant and may have occurred by chance
	Grey shading indicates that we have no valid data for this question

** less than 1% probability that the difference is due to chance*

	Muslim	Non-Muslim
Number of completed questionnaires returned	28	46

DEMOGRAPHICS AND OTHER BACKGROUND INFORMATION			
1.2	Are you under 15 years of age?	0%	0%
	Are you aged 18 or over?	30%	24%
1.3	Is your gender female, non-binary or other?	0%	0%
1.4	Are you from an ethnic group other than white?	96%	54%
1.5	Do you have any children?	4%	16%
1.6	Are you from a traveller community?	0%	13%
1.7	Have you ever been in local authority care?	85%	70%
1.8	Are you sentenced?	59%	44%
5.2	Do you have any health problems (including mental health problems)?	48%	52%
5.4	Do you have a disability? This includes any physical, mental or learning needs that affect your day-to-day life.	33%	35%
10.1	Are you Muslim?		
ARRIVAL AND INDUCTION			
2.1	Were you searched in reception/admissions?	93%	98%
<i>For those who had been searched:</i>			
2.1	Was this search done in a respectful way?	72%	80%
2.2	Overall, were you treated well in reception/admission?	59%	82%
2.3	When you first arrived, did you have any problems or worries?	63%	80%
<i>For those who had any problems when they first arrived:</i>			
2.3	Did staff help you to deal with these problems or worries?	35%	44%
2.4	Did you feel safe on your first night here?	74%	73%
2.5	In your first few days, were you told everything you needed to know about life here?	63%	55%

- Green shading shows results that are significantly more positive than the comparator
- Blue shading shows results that are significantly more negative than the comparator
- Orange shading shows significant differences in demographics and background information
- No shading means that differences are not significant and may have occurred by chance
- Grey shading indicates that we have no valid data for this question

** less than 1% probability that the difference is due to chance*

	Muslim	Non-Muslim
Number of completed questionnaires returned	28	46

LIVING CONDITIONS			
3.1	Is the temperature of your room or cell about right?	8%	16%
3.2	Can you shower everyday?	65%	87%
3.3	Do you normally have enough clean, suitable clothes for the week?	58%	67%
3.4	Do you have clean sheets every week?	56%	60%
3.5	Can you get your stored property if you need it?	50%	58%
3.6	Is it normally quiet enough for you to relax or sleep at night?	42%	47%
3.7	Do you usually spend more than 2 hours out of your cell or room on weekdays?	37%	30%
3.8	Do you usually spend more than 2 hours out of your cell or room on Saturdays and Sundays?	21%	31%
FOOD AND CANTEEN			
4.1	Is the food here very / quite good?	44%	28%
4.2	Do you get enough to eat at mealtimes always / most of the time?	41%	41%
4.3	Does the shop / canteen sell the things that you need?	56%	54%
HEALTH AND WELL-BEING			
5.1	Is it easy to see:		
	Doctor?	37%	28%
	Nurse?	63%	60%
	Dentist?	7%	11%
	Mental health worker?	41%	27%
5.2	Do you have any health problems (including mental health problems)?	48%	52%
<i>For those who have health problems:</i>			
5.3	Have you been helped with your health problems since you have been here?	69%	43%
5.4	Do you have a disability? This includes any physical, mental or learning needs that affect your day-to-day life.	33%	35%
<i>For those who have a disability</i>			
5.5	Are you getting the support you need?	11%	43%
5.6	Did you have an alcohol problem when you came here?	0%	2%
5.7	Did you have a drug problem when you came here?	19%	22%
<i>For those who did have a drug or alcohol problem</i>			
5.8	Have you been helped with your drug or alcohol problem since you've been here?	0%	20%
5.9	Can you spend time outside in the fresh air most days (not counting time spent going to and from activities)?	38%	64%
5.10	Do you go to the gym or play sports more than once a week?	12%	36%






Shading is used to indicate statistical significance*, as follows:

	Green shading shows results that are significantly more positive than the comparator
	Blue shading shows results that are significantly more negative than the comparator
	Orange shading shows significant differences in demographics and background information
	No shading means that differences are not significant and may have occurred by chance
	Grey shading indicates that we have no valid data for this question

* less than 1% probability that the difference is due to chance

	Muslim	Non-Muslim
Number of completed questionnaires returned	28	46

COMPLAINTS			
6.1	Do you know how to make a complaint?	78%	71%
For those who have made a complaint:			
6.2	Were your complaints usually dealt with fairly?	23%	27%
	Were your complaints usually dealt with within 7 days?	38%	36%
6.3	Have you ever felt too scared to make a complaint?	25%	11%
SAFETY AND SECURITY			
7.1	Have you ever felt unsafe here?	48%	42%
7.2	Do you feel unsafe now?	26%	14%
7.4	Is your emergency call bell or intercom normally answered within 5 minutes?	40%	60%
7.5	Have other young people here ever done any of the following to you?		
	Verbal abuse?	56%	62%
	Threats or intimidation?	48%	47%
	Physical assault?	28%	36%
	Sexual assault?	0%	0%
	Being forced to assault another young person?	8%	7%
	Theft of canteen or property?	4%	7%
	Other bullying or victimisation?	12%	13%
	Young people here have not done any of these things to me?	44%	36%
7.6	If you were being bullied / victimised by other young people here, would you report it?	13%	21%
7.7	Have staff here ever done any of the following to you?		
	Verbal abuse?	44%	35%
	Threats or intimidation?	32%	16%
	Physical assault?	36%	9%
	Sexual assault?	4%	0%
	Theft of canteen or property?	8%	9%
	Other bullying / victimisation?	12%	2%
	Staff here have not done any of these things to me	48%	63%
7.8	If you were being bullied / victimised by staff here, would you report it?	42%	33%

	Green shading shows results that are significantly more positive than the comparator
	Blue shading shows results that are significantly more negative than the comparator
	Orange shading shows significant differences in demographics and background information
	No shading means that differences are not significant and may have occurred by chance
	Grey shading indicates that we have no valid data for this question

** less than 1% probability that the difference is due to chance*

	Muslim	Non-Muslim
Number of completed questionnaires returned	28	46

BEHAVIOUR MANAGEMENT			
8.1	Do the rewards or incentives for good behaviour encourage you to behave well?	17%	22%
8.2	Do you think the system of rewards or incentives is fair?	11%	26%
8.3	Do staff usually let you know when your behaviour is good?	35%	47%
8.4	If you get in trouble, do staff usually explain what you have done wrong?	55%	73%
8.5	Have you been physically restrained (e.g. MMPR) since you have been here?	85%	58%
For those who have been restrained:			
8.6	Did a member of staff come and talk to you about it afterwards?	59%	58%
8.7	Since you have been here, have you ever been kept locked up and stopped from mixing with other young people as a punishment? (This might include time spent in a segregation unit or in your own room)	56%	49%
STAFF			
9.1	Do you feel cared for by most staff here?	44%	62%
9.2	Do most staff here treat you with respect?	54%	86%
9.3	If you had a problem, are there any staff here you could turn to for help?	74%	67%
FAITH			
10.1	Do you have a religion?		70%
For those who have a religion:			
10.2	Are your religious beliefs respected here?	77%	73%
10.3	Are you able to speak to a Chaplain of your faith in private, if you want to?	84%	66%
KEEPING IN TOUCH WITH FAMILY AND FRIENDS			
11.1	Has anyone here helped you to keep in touch with your family / friends?	65%	64%
11.2	Is it quite / very easy for your family and friends to get here?	23%	39%
11.3	Do you get visits from family or friends?	62%	63%
For those who do get visits:			
11.3	Do you get visits from family or friends once a week or more?	13%	28%
11.4	Do you get secure video calls from family or friends?	15%	13%
For those who do get visits:			
11.4	Do you get secure video from family or friends once a week or more?	0%	17%

Shading is used to indicate statistical significance*, as follows:

	Green shading shows results that are significantly more positive than the comparator
	Blue shading shows results that are significantly more negative than the comparator
	Orange shading shows significant differences in demographics and background information
	No shading means that differences are not significant and may have occurred by chance
	Grey shading indicates that we have no valid data for this question

* less than 1% probability that the difference is due to chance

	Muslim	Non-Muslim
Number of completed questionnaires returned	28	46

EDUCATION AND TRAINING			
12.1	Are you doing any of the following activities at the moment:		
	Education?	40%	62%
	Training for a job (vocational training)?	0%	4%
	Paid work?	4%	9%
	Interventions (e.g. offending behaviour programmes)?	36%	11%
	Not doing any of these activities	48%	33%
12.2	Do staff encourage you to attend education, training or work?	62%	68%
12.3	Have you learned anything here that will help you when you are released (e.g. education or skills)?	32%	43%
PREPARING TO MOVE ON			
13.1	Is there a plan that you discuss in meetings with your YOT worker which sets out what you need to work on while you are here (e.g. your targets or objectives)?	33%	39%
For those who do have a plan:			
13.2	Do you understand what you need to do to achieve your objectives or targets?	100%	100%
13.3	Are staff here supporting you to achieve your objectives or targets?	50%	76%
13.4	Is anybody here helping you to prepare for when you leave?	22%	23%
13.5	Have you had a say in what will happen to you when you leave here?	25%	31%
FINAL QUESTIONS ABOUT THIS STC/YOI			
14.1	Do you think your experiences here have made you less likely to offend in the future?	30%	49%

HMYOI Feltham A September 2024
Comparison of survey responses between different sub-
populations of children

In this table responses of children who reported that they had a disability are compared with those who did not.

Please note that these analyses are based on summary data from selected survey questions only.

Shading is used to indicate statistical significance*, as follows:

- Green shading shows results that are significantly more positive than the comparator
- Blue shading shows results that are significantly more negative than the comparator
- Orange shading shows significant differences in demographics and background information
- No shading means that differences are not significant and may have occurred by chance
- Grey shading indicates that we have no valid data for this question

* less than 1% probability that the difference is due to chance

	Have a disability	Do not have a disability
Number of completed questionnaires returned	25	53

DEMOGRAPHICS AND OTHER BACKGROUND INFORMATION			
1.2	Are you under 15 years of age?	0%	0%
	Are you aged 18 or over?	24%	26%
1.3	Is your gender female, non-binary or other?	0%	0%
1.4	Are you from an ethnic group other than white?	60%	75%
1.5	Do you have any children?	13%	9%
1.6	Are you from a traveller community?	17%	6%
1.7	Have you ever been in local authority care?	79%	73%
1.8	Are you sentenced?	33%	57%
5.2	Do you have any health problems (including mental health problems)?	88%	30%
5.4	Do you have a disability? This includes any physical, mental or learning needs that affect your day-to-day life.		
10.1	Are you Muslim?	36%	38%
ARRIVAL AND INDUCTION			
2.1	Were you searched in reception/admissions?	96%	96%
For those who had been searched:			
2.1	Was this search done in a respectful way?	74%	78%
2.2	Overall, were you treated well in reception/admission?	75%	73%
2.3	When you first arrived, did you have any problems or worries?	75%	74%
For those who had any problems when they first arrived:			
2.3	Did staff help you to deal with these problems or worries?	50%	38%
2.4	Did you feel safe on your first night here?	65%	74%
2.5	In your first few days, were you told everything you needed to know about life here?	65%	53%

Shading is used to indicate statistical significance*, as follows:

	Green shading shows results that are significantly more positive than the comparator
	Blue shading shows results that are significantly more negative than the comparator
	Orange shading shows significant differences in demographics and background information
	No shading means that differences are not significant and may have occurred by chance
	Grey shading indicates that we have no valid data for this question

* less than 1% probability that the difference is due to chance

		Have a disability	Do not have a disability
Number of completed questionnaires returned		25	53
LIVING CONDITIONS			
3.1	Is the temperature of your room or cell about right?	17%	10%
3.2	Can you shower everyday?	88%	75%
3.3	Do you normally have enough clean, suitable clothes for the week?	71%	60%
3.4	Do you have clean sheets every week?	48%	62%
3.5	Can you get your stored property if you need it?	57%	53%
3.6	Is it normally quiet enough for you to relax or sleep at night?	32%	49%
3.7	Do you usually spend more than 2 hours out of your cell or room on weekdays?	24%	38%
3.8	Do you usually spend more than 2 hours out of your cell or room on Saturdays and Sundays?	30%	27%
FOOD AND CANTEEN			
4.1	Is the food here very / quite good?	42%	29%
4.2	Do you get enough to eat at mealtimes always / most of the time?	46%	35%
4.3	Does the shop / canteen sell the things that you need?	72%	46%
HEALTH AND WELL-BEING			
5.1	Is it easy to see:		
	Doctor?	36%	27%
	Nurse?	61%	60%
	Dentist?	13%	8%
	Mental health worker?	25%	35%
5.2	Do you have any health problems (including mental health problems)?	88%	30%
For those who have health problems:			
5.3	Have you been helped with your health problems since you have been here?	62%	38%
5.4	Do you have a disability? This includes any physical, mental or learning needs that affect your day-to-day life.		
For those who have a disability			
5.5	Are you getting the support you need?	30%	
5.6	Did you have an alcohol problem when you came here?	0%	2%
5.7	Did you have a drug problem when you came here?	33%	13%
For those who did have a drug or alcohol problem			
5.8	Have you been helped with your drug or alcohol problem since you've been here?	14%	13%
5.9	Can you spend time outside in the fresh air most days (not counting time spent going to and from activities)?	52%	58%
5.10	Do you go to the gym or play sports more than once a week?	21%	31%

Shading is used to indicate statistical significance*, as follows:

	Green shading shows results that are significantly more positive than the comparator
	Blue shading shows results that are significantly more negative than the comparator
	Orange shading shows significant differences in demographics and background information
	No shading means that differences are not significant and may have occurred by chance
	Grey shading indicates that we have no valid data for this question

* less than 1% probability that the difference is due to chance

	Have a disability	Do not have a disability
Number of completed questionnaires returned	25	53

COMPLAINTS			
6.1	Do you know how to make a complaint?	67%	79%
For those who have made a complaint:			
6.2	Were your complaints usually dealt with fairly?	33%	20%
	Were your complaints usually dealt with within 7 days?	40%	33%
6.3	Have you ever felt too scared to make a complaint?	13%	17%
SAFETY AND SECURITY			
7.1	Have you ever felt unsafe here?	73%	34%
7.2	Do you feel unsafe now?	22%	17%
7.4	Is your emergency call bell or intercom normally answered within 5 minutes?	65%	45%
7.5	Have other young people here ever done any of the following to you?		
	Verbal abuse?	79%	50%
	Threats or intimidation?	63%	36%
	Physical assault?	46%	24%
	Sexual assault?	0%	0%
	Being forced to assault another young person?	8%	6%
	Theft of canteen or property?	8%	4%
	Other bullying or victimisation?	25%	6%
	Young people here have not done any of these things to me	21%	48%
7.6	If you were being bullied / victimised by other young people here, would you report it?	26%	13%
7.7	Have staff here ever done any of the following to you?		
	Verbal abuse?	46%	35%
	Threats or intimidation?	17%	26%
	Physical assault?	25%	17%
	Sexual assault?	0%	2%
	Theft of canteen or property?	8%	11%
	Other bullying / victimisation?	4%	9%
	Staff here have not done any of these things to me	50%	61%
7.8	If you were being bullied / victimised by staff here, would you report it?	43%	31%

Shading is used to indicate statistical significance*, as follows:

	Green shading shows results that are significantly more positive than the comparator
	Blue shading shows results that are significantly more negative than the comparator
	Orange shading shows significant differences in demographics and background information
	No shading means that differences are not significant and may have occurred by chance
	Grey shading indicates that we have no valid data for this question

* less than 1% probability that the difference is due to chance

	Have a disability	Do not have a disability
Number of completed questionnaires returned	25	53

BEHAVIOUR MANAGEMENT			
8.1	Do the rewards or incentives for good behaviour encourage you to behave well?	26%	17%
8.2	Do you think the system of rewards or incentives is fair?	18%	20%
8.3	Do staff usually let you know when your behaviour is good?	30%	48%
8.4	If you get in trouble, do staff usually explain what you have done wrong?	53%	71%
8.5	Have you been physically restrained (e.g. MMPR) since you have been here?	67%	65%
For those who have been restrained:			
8.6	Did a member of staff come and talk to you about it afterwards?	38%	69%
8.7	Since you have been here, have you ever been kept locked up and stopped from mixing with other young people as a punishment? (This might include time spent in a segregation unit or in your own room)	41%	56%
STAFF			
9.1	Do you feel cared for by most staff here?	55%	55%
9.2	Do most staff here treat you with respect?	82%	71%
9.3	If you had a problem, are there any staff here you could turn to for help?	68%	71%
FAITH			
10.1	Do you have a religion?	80%	81%
For those who have a religion:			
10.2	Are your religious beliefs respected here?	63%	83%
10.3	Are you able to speak to a Chaplain of your faith in private, if you want to?	70%	76%
KEEPING IN TOUCH WITH FAMILY AND FRIENDS			
11.1	Has anyone here helped you to keep in touch with your family / friends?	58%	68%
11.2	Is it quite / very easy for your family and friends to get here?	32%	35%
11.3	Do you get visits from family or friends?	52%	69%
For those who do get visits:			
11.3	Do you get visits from family or friends once a week or more?	15%	24%
11.4	Do you get secure video calls from family or friends?	8%	17%
For those who do get visits:			
11.4	Do you get secure video from family or friends once a week or more?	0%	13%

Shading is used to indicate statistical significance*, as follows:

	Green shading shows results that are significantly more positive than the comparator
	Blue shading shows results that are significantly more negative than the comparator
	Orange shading shows significant differences in demographics and background information
	No shading means that differences are not significant and may have occurred by chance
	Grey shading indicates that we have no valid data for this question

* less than 1% probability that the difference is due to chance

	Have a disability	Do not have a disability
Number of completed questionnaires returned	25	53

EDUCATION AND TRAINING			
12.1	Are you doing any of the following activities at the moment:		
	Education?	61%	51%
	Training for a job (vocational training)?	0%	4%
	Paid work?	0%	11%
	Interventions (e.g. offending behaviour programmes)?	9%	26%
	Not doing any of these activities	39%	38%
12.2	Do staff encourage you to attend education, training or work?	57%	71%
12.3	Have you learned anything here that will help you when you are released (e.g. education or skills)?	27%	44%
PREPARING TO MOVE ON			
13.1	Is there a plan that you discuss in meetings with your YOT worker which sets out what you need to work on while you are here (e.g. your targets or objectives)?	39%	36%
	For those who do have a plan:		
13.2	Do you understand what you need to do to achieve your objectives or targets?	100%	94%
13.3	Are staff here supporting you to achieve your objectives or targets?	75%	61%
13.4	Is anybody here helping you to prepare for when you leave?	29%	19%
13.5	Have you had a say in what will happen to you when you leave here?	35%	25%
FINAL QUESTIONS ABOUT THIS STC/YOI			
14.1	Do you think your experiences here have made you less likely to offend in the future?	48%	38%

HMYOI Feltham A IRP September 2024

Comparison of survey responses between different sub-populations of children

In this table responses of children who had been in local authority care are compared with responses of those who had not been in local authority care.

Please note that these analyses are based on summary data from selected survey questions only.

Shading is used to indicate statistical significance*, as follows:

	Green shading shows results that are significantly more positive than the comparator
	Blue shading shows results that are significantly more negative than the comparator
	Orange shading shows significant differences in demographics and background information
	No shading means that differences are not significant and may have occurred by chance
	Grey shading indicates that we have no valid data for this question

* less than 1% probability that the difference is due to chance

	Have been in local authority care	Have not been in local authority care
Number of completed questionnaires returned	57	20

DEMOGRAPHICS AND OTHER BACKGROUND INFORMATION			
1.2	Are you under 15 years of age?	0%	0%
	Are you aged 18 or over?	23%	30%
1.3	Is your gender female, non-binary or other?	0%	0%
1.4	Are you from an ethnic group other than white?	74%	60%
1.5	Do you have any children?	12%	5%
1.6	Are you from a traveller community?	5%	20%
1.7	Have you ever been in local authority care?		
1.8	Are you sentenced?	47%	50%
5.2	Do you have any health problems (including mental health problems)?	49%	53%
5.4	Do you have a disability? This includes any physical, mental or learning needs that affect your day-to-day life.	33%	26%
10.1	Are you Muslim?	43%	24%
ARRIVAL AND INDUCTION			
2.1	Were you searched in reception/admissions?	96%	95%
For those who had been searched:			
2.1	Was this search done in a respectful way?	78%	74%
2.2	Overall, were you treated well in reception/admission?	77%	65%
2.3	When you first arrived, did you have any problems or worries?	77%	65%
For those who had any problems when they first arrived:			
2.3	Did staff help you to deal with these problems or worries?	39%	62%
2.4	Did you feel safe on your first night here?	71%	65%
2.5	In your first few days, were you told everything you needed to know about life here?	63%	45%

Shading is used to indicate statistical significance*, as follows:

	Green shading shows results that are significantly more positive than the comparator
	Blue shading shows results that are significantly more negative than the comparator
	Orange shading shows significant differences in demographics and background information
	No shading means that differences are not significant and may have occurred by chance
	Grey shading indicates that we have no valid data for this question

* less than 1% probability that the difference is due to chance

	Have been in local authority care	Have not been in local authority care
Number of completed questionnaires returned	57	20

LIVING CONDITIONS			
3.1	Is the temperature of your room or cell about right?	11%	15%
3.2	Can you shower everyday?	76%	90%
3.3	Do you normally have enough clean, suitable clothes for the week?	63%	63%
3.4	Do you have clean sheets every week?	55%	60%
3.5	Can you get your stored property if you need it?	48%	70%
3.6	Is it normally quiet enough for you to relax or sleep at night?	44%	42%
3.7	Do you usually spend more than 2 hours out of your cell or room on weekdays?	26%	53%
3.8	Do you usually spend more than 2 hours out of your cell or room on Saturdays and Sundays?	17%	61%
FOOD AND CANTEEN			
4.1	Is the food here very / quite good?	37%	24%
4.2	Do you get enough to eat at mealtimes always / most of the time?	42%	28%
4.3	Does the shop / canteen sell the things that you need?	64%	28%
HEALTH AND WELL-BEING			
5.1	Is it easy to see:		
	Doctor?	32%	26%
	Nurse?	63%	50%
	Dentist?	7%	17%
	Mental health worker?	32%	33%
5.2	Do you have any health problems (including mental health problems)?	49%	53%
For those who have health problems:			
5.3	Have you been helped with your health problems since you have been here?	59%	30%
5.4	Do you have a disability? This includes any physical, mental or learning needs that affect your day-to-day life.	33%	26%
For those who have a disability			
5.5	Are you getting the support you need?	24%	60%
5.6	Did you have an alcohol problem when you came here?	0%	5%
5.7	Did you have a drug problem when you came here?	20%	21%
For those who did have a drug or alcohol problem			
5.8	Have you been helped with your drug or alcohol problem since you've been here?	18%	0%
5.9	Can you spend time outside in the fresh air most days (not counting time spent going to and from activities)?	57%	50%
5.10	Do you go to the gym or play sports more than once a week?	21%	47%

Shading is used to indicate statistical significance*, as follows:

	Green shading shows results that are significantly more positive than the comparator
	Blue shading shows results that are significantly more negative than the comparator
	Orange shading shows significant differences in demographics and background information
	No shading means that differences are not significant and may have occurred by chance
	Grey shading indicates that we have no valid data for this question

* less than 1% probability that the difference is due to chance

	Have been in local authority care	Have not been in local authority care
Number of completed questionnaires returned	57	20

COMPLAINTS			
6.1	Do you know how to make a complaint?	79%	61%
For those who have made a complaint:			
6.2	Were your complaints usually dealt with fairly?	29%	14%
	Were your complaints usually dealt with within 7 days?	32%	60%
6.3	Have you ever felt too scared to make a complaint?	18%	9%
SAFETY AND SECURITY			
7.1	Have you ever felt unsafe here?	46%	47%
7.2	Do you feel unsafe now?	18%	22%
7.4	Is your emergency call bell or intercom normally answered within 5 minutes?	54%	44%
7.5	Have other young people here ever done any of the following to you?		
	Verbal abuse?	64%	53%
	Threats or intimidation?	47%	41%
	Physical assault?	36%	18%
	Sexual assault?	0%	0%
	Being forced to assault another young person?	5%	12%
	Theft of canteen or property?	5%	6%
	Other bullying or victimisation?	15%	6%
	Young people here have not done any of these things to me	36%	41%
7.6	If you were being bullied / victimised by other young people here, would you report it?	21%	6%
7.7	Have staff here ever done any of the following to you?		
	Verbal abuse?	42%	28%
	Threats or intimidation?	26%	17%
	Physical assault?	22%	17%
	Sexual assault?	2%	0%
	Theft of canteen or property?	10%	11%
	Other bullying / victimisation?	8%	6%
	Staff here have not done any of these things to me	54%	67%
7.8	If you were being bullied / victimised by staff here, would you report it?	41%	18%

Shading is used to indicate statistical significance*, as follows:

	Green shading shows results that are significantly more positive than the comparator
	Blue shading shows results that are significantly more negative than the comparator
	Orange shading shows significant differences in demographics and background information
	No shading means that differences are not significant and may have occurred by chance
	Grey shading indicates that we have no valid data for this question

* less than 1% probability that the difference is due to chance

	Have been in local authority care	Have not been in local authority care
Number of completed questionnaires returned	57	20

BEHAVIOUR MANAGEMENT			
8.1	Do the rewards or incentives for good behaviour encourage you to behave well?	20%	22%
8.2	Do you think the system of rewards or incentives is fair?	21%	11%
8.3	Do staff usually let you know when your behaviour is good?	42%	44%
8.4	If you get in trouble, do staff usually explain what you have done wrong?	68%	56%
8.5	Have you been physically restrained (e.g. MMPR) since you have been here?	66%	67%
For those who have been restrained:			
8.6	Did a member of staff come and talk to you about it afterwards?	57%	58%
8.7	Since you have been here, have you ever been kept locked up and stopped from mixing with other young people as a punishment? (This might include time spent in a segregation unit or in your own room)	60%	22%
STAFF			
9.1	Do you feel cared for by most staff here?	57%	56%
9.2	Do most staff here treat you with respect?	76%	72%
9.3	If you had a problem, are there any staff here you could turn to for help?	72%	63%
FAITH			
10.1	Do you have a religion?	78%	88%
For those who have a religion:			
10.2	Are your religious beliefs respected here?	78%	69%
10.3	Are you able to speak to a Chaplain of your faith in private, if you want to?	80%	67%
KEEPING IN TOUCH WITH FAMILY AND FRIENDS			
11.1	Has anyone here helped you to keep in touch with your family / friends?	65%	59%
11.2	Is it quite / very easy for your family and friends to get here?	33%	31%
11.3	Do you get visits from family or friends?	57%	76%
For those who do get visits:			
11.3	Do you get visits from family or friends once a week or more?	16%	38%
11.4	Do you get secure video calls from family or friends?	17%	6%
For those who do get visits:			
11.4	Do you get secure video from family or friends once a week or more?	11%	0%

Shading is used to indicate statistical significance*, as follows:

	Green shading shows results that are significantly more positive than the comparator
	Blue shading shows results that are significantly more negative than the comparator
	Orange shading shows significant differences in demographics and background information
	No shading means that differences are not significant and may have occurred by chance
	Grey shading indicates that we have no valid data for this question

* less than 1% probability that the difference is due to chance

	Have been in local authority care	Have not been in local authority care
Number of completed questionnaires returned	57	20

EDUCATION AND TRAINING			
12.1	Are you doing any of the following activities at the moment:		
	Education?	49%	71%
	Training for a job (vocational training)?	0%	12%
	Paid work?	4%	18%
	Interventions (e.g. offending behaviour programmes)?	24%	12%
	Not doing any of these activities	43%	24%
12.2	Do staff encourage you to attend education, training or work?	65%	76%
12.3	Have you learned anything here that will help you when you are released (e.g. education or skills)?	33%	59%
PREPARING TO MOVE ON			
13.1	Is there a plan that you discuss in meetings with your YOT worker which sets out what you need to work on while you are here (e.g. your targets or objectives)?	36%	44%
For those who do have a plan:			
13.2	Do you understand what you need to do to achieve your objectives or targets?	100%	88%
13.3	Are staff here supporting you to achieve your objectives or targets?	61%	75%
13.4	Is anybody here helping you to prepare for when you leave?	19%	28%
13.5	Have you had a say in what will happen to you when you leave here?	24%	35%
FINAL QUESTIONS ABOUT THIS STC/YOI			
14.1	Do you think your experiences here have made you less likely to offend in the future?	37%	53%